

# HVAC Accessories Catalog

**INABA DENKO**  
 **AMERICA**

[www.InabaDenko-America.com](http://www.InabaDenko-America.com)

# HVAC Accessories Catalog

www.InabaDenko-America.com | 2023

## TABLE OF CONTENTS

<b>SLIMDUCT SD</b> RESIDENTIAL LINESET COVER SYSTEM.....	4
<b>LINESET COVER CUTTER</b> .....	11
<b>LINEGATE</b> .....	12
<b>SLIMDUCT MD</b> LINESET PROTECTION FOR INDOOR INSTALLATIONS.....	14
<b>SLIMDUCT PD</b> COMMERCIAL LINESET COVER SYSTEM.....	20
<b>SLIMDUCT RD</b> METAL LINESET ENCLOSURE FOR VRF/VRV SYSTEMS.....	26
<b>DSH-UP</b> THERMAL INSULATED DRAIN-UP HOSE KIT FOR INDOOR AC UNITS.....	40
<b>INSULATED DRAIN HOSE</b> .....	43
<b>PAIRCOIL</b> INSULATED COOPER TUBE/PIPE .....	48
<b>PLAROCK</b> THE WORLD'S FIRST AND GLOBAL STANDARD PVC CONDENSER RISER.....	50
<b>RECYCROCK</b> ECO FRIENDLY MOUNTING BLOCK FOR PIPES, CABLES & CONDENSERS.....	52
<b>CONDENSER BRACKET</b> .....	53
<b>WALL SLEEVE</b> .....	56
<b>WALL CAP</b> .....	57
<b>TAPE</b> .....	59
<b>LINEBRACE</b> VERTICAL LINESET SUPPORT .....	62
<b>SUPERLOCK</b> HORIZONTAL LINESET SUPPORT .....	64
<b>SADDLE</b> .....	67
<b>SEISMIC RESTRAINT</b> .....	69



# SLIMDUCT™ SD

## Residential Lineset Cover System

Engineered for mini-split air conditioners, our modular SLIMDUCT SD Lineset Cover for residential properties is your ideal choice to conceal, protect, and beautify exposed linesets. SLIMDUCT SD protects vulnerable linesets from weather damage, vandalism, and pests. It has unlimited applications for various configurations and can be used for both HVAC and plumbing installations.

Easy to install, and available in five colors and three sizes, SLIMDUCT SD is an adaptable solution that offers an extensive variety of inlets and ells to complete any installation.

### TECHNICAL SPECS

#### ■ Material

UV stabilized, and Flame resistant PVC.  
(Excludes some items)

#### ■ Weather Resistant

Tested to over 2,000 hours.  
(JIS D 0205, SWOM TEST)

#### ■ Fixing Screw

Stainless Steel.

#### ■ Temperature Range

-4°F to 140°F

#### ■ Application

Wall Mounted

#### ■ Size

SD-77 (3"), SD-100 (4"), SD-140 (5-5/8")

#### ■ Fittings

A wide variety of fittings to accommodate unique configurations.

#### ■ Color



White



Ivory



Gray




Brown




Black

Item #	Insulation thickness	Lineset size (Liquid line x Suction line)													
		1/4" x 3/8"	1/4" x 1/2"	1/4" x 5/8"	3/8" x 5/8"	3/8" x 3/4"	3/8" x 7/8"	1/2" x 1-1/8"	5/8" x 1-1/8"	5/8" x 1-1/4"	3/4" x 1-1/4"	3/4" x 1-1/2"	7/8" x 1-1/2"	7/8" x 1-5/8"	
SD-77	1/2" x 1/2"	1	1	-	-	-	-	-	-	-	-	-	-	-	
	3/4" x 3/4"	-	-	-	-	-	-	-	-	-	-	-	-	-	
SD-100	1/2" x 1/2"	1	1	1	1	1	1	-	-	-	-	-	-	-	
	3/4" x 3/4"	-	-	-	-	-	-	-	-	-	-	-	-	-	
SD-140	1/2" x 1/2"	3	2	2	2	2	1	1	1	1	1	1	1	1	
	3/4" x 3/4"	1	1	1	1	1	1	1	1	-	-	-	-	-	

■ Includes Drain Hose (O.D. 7/8)



## SPECIAL FEATURES



### ■ Architectural Linesets Cover

SLIMDUCT SD will conceal and protect exposed linesets and is suitable for any ductless and unitary HVAC systems.

### ■ Good Appearance

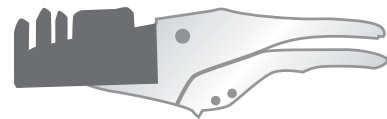
The stylish and compact design compliments indoor and outdoor applications.

### ■ Assembly

The straight duct cover clips onto top of the base tightly and quickly.

### ■ Installation

SLIMDUCT SD can be cut by SLIMDUCT CUTTER as well as a hacksaw.



### ■ Flame Retardant

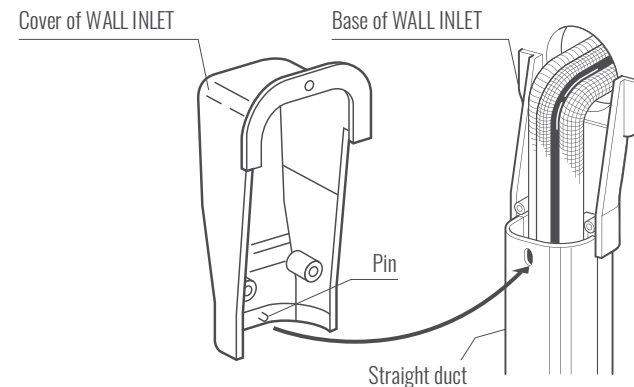
SLIMDUCT SD is made from flame retardant materials.

### ■ Long-lasting Protection

SLIMDUCT SD is constructed from a special high grade PVC for superior UV and weather resistance, protecting linesets from the elements, vandalism and pest damage.

### ■ Ingenious Design

Some fittings have a pin on back preventing the cover from sliding. To use the pin, insert it into the straight duct punch-out hole. If you are not using the pin, simply break it off for a tight installation.



### ■ Fittings

A full range of fittings accommodate even the most complicated configurations.



Check out our YouTube video!

### ■ Versatile

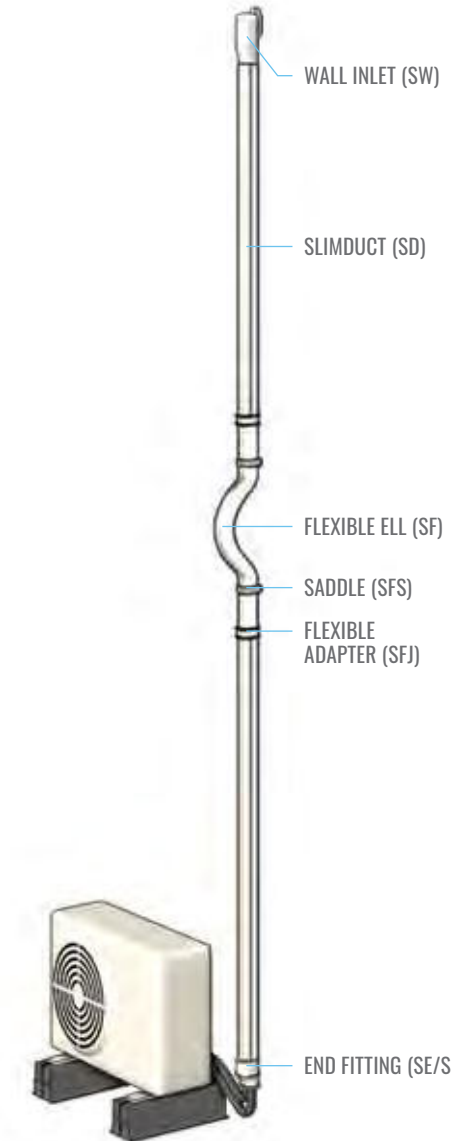
For not only HVAC but also plumbing.

## EXAMPLES OF APPLICATIONS

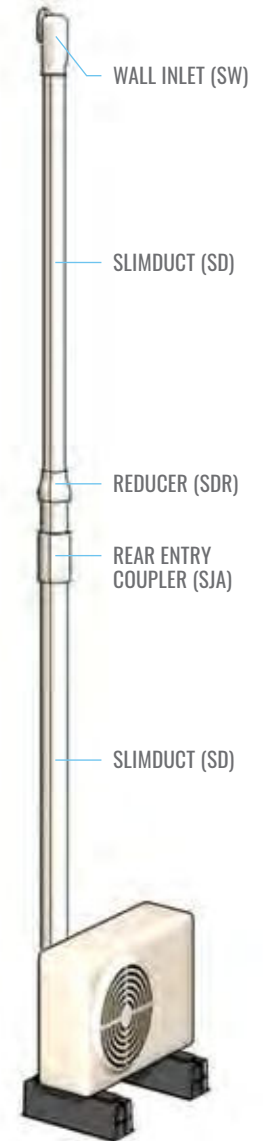
### BASIC



### OBSTACLES



### VERTICAL MULTIPLE RUN



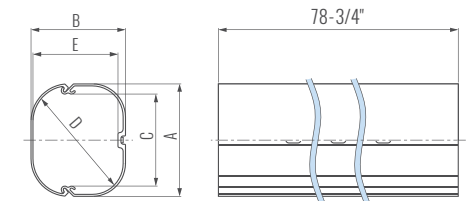
### HORIZONTAL MULTIPLE RUN



### SD STRAIGHT DUCT



Dimensions



Code No.	Item No.	A	B	C	D	E	Pcs/Pkg
C 0402	SD-77	3"	2-1/2"	2-3/8"	2-3/8"	2-1/4"	15
C 0403	SD-100	4"	2-7/8"	3-1/2"	3-1/2"	2-5/8"	10
C 0404	SD-140	5-5/8"	3-1/4"	4-7/8"	4-7/8"	2-7/8"	5

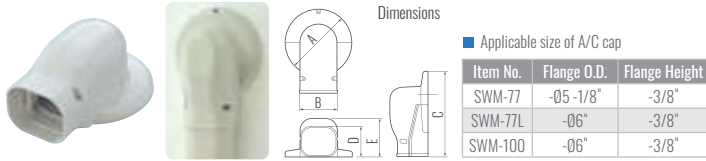
**SW WALL INLET**



Code No.	Item No.	A	B	C	D	E	Pcs/Pkg*
C 0412	SW-77	3-3/8"	2-5/8"	4-3/8"	8-1/8"	3-1/8"	60 (20)
C 0413	SW-100	4-3/8"	3"	5-1/8"	8-7/8"	3-1/2"	10 (10)
C 0414	SW-140	5-3/4"	3-3/8"	6-5/8"	11-1/8"	3-7/8"	5 (5)

(\* ) shows quantities of gray, white, black and brown.

**SWM WALL INLET for A/C Cap**



Code No.	Item No.	A	B	C	D	E	Pcs/Pkg
C 0408	SWM-77	5-7/8"	3-1/4"	7-1/2"	2-3/4"	3-3/8"	10
C 0407	SWM-77L	6-3/8"	3-1/4"	8-1/4"	2-3/4"	3-3/8"	10
C 0409	SWM-100	6-5/8"	4-1/4"	8-1/2"	3"	3-3/4"	10

■ Applicable size of A/C cap

Item No.	Flange O.D.	Flange Height
SWM-77	-05 -1/8"	-3/8"
SWM-77L	-06"	-3/8"
SWM-100	-06"	-3/8"


**SWX WALL INLET for A/C Cap & A/C with Ventilation**



Code No.	Item No.	A	B	A/C Cap Size		Pcs/Pkg
				Flange O.D.	Flange Height	
C 0410	SWX-77	5-7/8"	7-7/8"	5-1/8"	1/2"	10
C 0415	SWX-77L	6-3/8"	8-1/4"	6-1/8"	1/2"	10

■ Color: 77 = Ivory, brown, black and gray. 77L = Ivory, brown, black, gray and white ■ Material: PVC + ABS (at lattice)

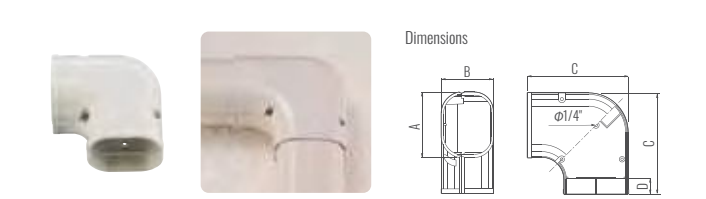
**SKS ADJUSTABLE FLAT ELL 45° to 90° Corner**



■ Color: SKS-77: Ivory, brown, black, gray and white. SKS-100-I & SKS-100-W: Ivory and white.

Code No.	Item No.	A	B	Pcs/Pkg
C 0538	SKS-77	3-1/4"	2-3/4"	10
C 0539	SKS-100	4-1/4"	3"	10

**SKM 90° MINI FLAT ELL**



Code No.	Item No.	A	B	C	Pcs/Pkg
C 7302	SKM-77	3-1/4"	2-3/4"	3-7/8"	20


**SWA BASE-FREE WALL INLET**



Code No.	Item No.	A	B	C	D	E	Pcs/Pkg
C 0429	SWA-100-I	4-1/8"	2-7/8"	5-5/8"	9"	3-4/8"	10
C 0430	SWA-100-W	4-1/8"	2-7/8"	5-5/8"	9"	3-4/8"	10

■ It is not guaranteed to fit in this item with every existing pipe installation. Check the job site before use.

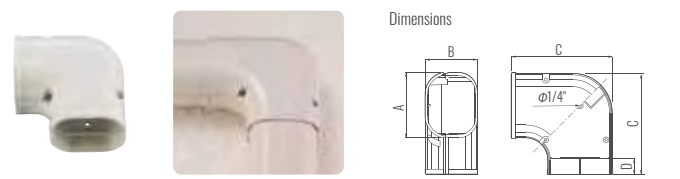
**SWK WALL INLET for A/C with Ventilation**



■ Material: PVC + ABS (at lattice)

Code No.	Item No.	A	B	C	D	Pcs/Pkg
C 7352	SWK-77N	8-1/8"	4-5/8"	5"	2-3/4"	10

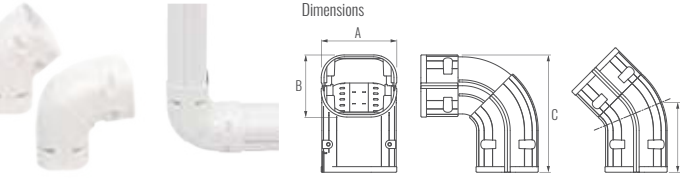
**SK 90° FLAT ELL**



Code No.	Item No.	A	B	C	D	Pcs/Pkg*
C 0422	SK-77	3-1/4"	2-5/8"	5-1/8"	7/8"	60 (20)
C 0423	SK-100	4-1/4"	3"	6"	7/8"	10 (10)
C 0424	SK-140	5-3/4"	3-3/8"	7-1/2"	1-1/4"	10 (5)

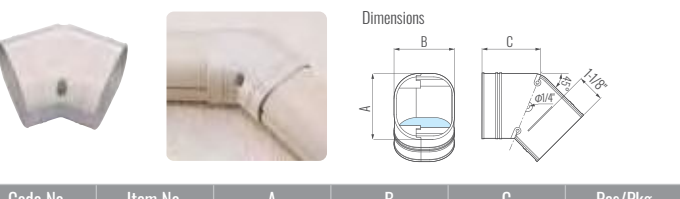
(\* ) Shows quantities of gray, white, black and brown.

**SCS ADJUSTABLE FLAT ELL**



Code No.	Item No.	A	B	C	D	Pcs/Pkg
0557-I	SCS-77-I	3-1/4"	2-3/4"	5"	3"	10
0557-W	SCS-77-W	3-1/4"	2-3/4"	5"	3"	10
0558-I	SCS-100-I	4-1/4"	3"	5-3/8"	3-1/4"	10
0558-W	SCS-100-W	4-1/4"	3"	5-3/8"	3-1/4"	10

**SKF 45° FLAT ELL**



Code No.	Item No.	A	B	C	Pcs/Pkg
C 7312	SKF-77	3-1/4"	2-3/4"	2-5/8"	20
C 7313	SKF-100	4-1/4"	3"	3"	10
C 7314	SKF-140	5-7/8"	3-3/8"	3-5/8"	5

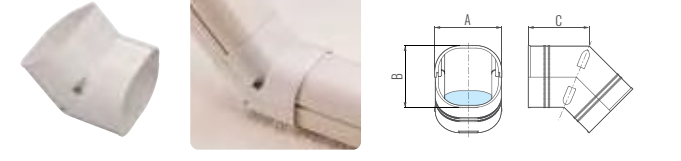
**SC 90° VERTICAL ELL**



Code No.	Item No.	A	B	C	D	Pcs/Pkg*
C 0432	SC-77	3-1/4"	2-3/4"	4"	7/8"	60 (20)
C 0433	SC-100	4-1/4"	3"	4-5/8"	1-1/4"	10 (10)
C 0434	SC-140	5-3/4"	3-3/8"	5"	1-1/4"	10 (5)

(\* ) Shows quantities of gray, white, black and brown.

**SCF 45° VERTICAL ELL**



Code No.	Item No.	A	B	C	Pcs/Pkg
C 7332	SCF-77	3-1/4"	2-3/4"	2-1/2"	20
C 7333	SCF-100	4-1/4"	3"	2-5/8"	10
C 7334	SCF-140	5-7/8"	3-3/8"	2-3/4"	5

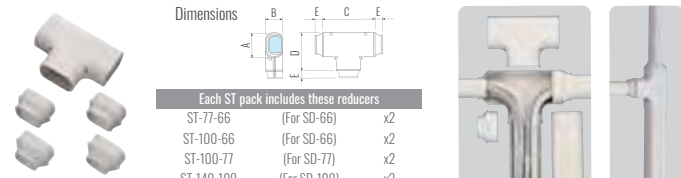
**SNA 90° TWIST ELBOW (RIGHT)**



■ Color: Ivory and white.

Code No.	Item No.	Pcs/Pkg
C 0535	SNA-100	5

**ST TEE**



Each ST pack includes these reducers


Code No.	Item No.	A	B	C	D	E	Pcs/Pkg
C 0462	ST-77	3-3/8"	2-3/4"	6-1/2"	5"	1-1/4"	10
C 0461	ST-100	4-3/8"	3-1/8"	7-7/8"	6-1/8"	1-3/8"	10
C 0463	ST-140	5-7/8"	3-1/2"	9-7/8"	7-7/8"	1-3/8"	5

**SDR REDUCER**



Code No.	Item No.	A	B	C	D	E	Pcs/Pkg
C 0477	SDR100-77	2-5/8"	3"	3-1/4"	4-1/4"	2-5/4"	20
C 0478	SDR140-100	3"	3-3/8"	4-3/8"	5-7/8"	4"	10

**SCM 90° MINI VERTICAL ELL**



Code No.	Item No.	A	B	C	Pcs/Pkg
C 7322	SCM-77	3-1/4"	2-3/4"	3-1/4"	20

**SN 90° TWIST ELBOW**

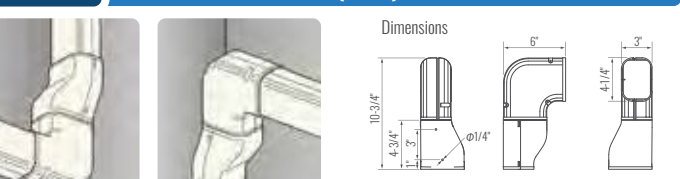


■ Color: Ivory, brown, black, gray and white

Code No.	Item No.	Pcs/Pkg
C 0517	SN-77	5

■ SN-77 has right and left twist fittings 1 of each.


**SNB 90° TWIST ELBOW (LEFT)**



■ Color: Ivory and white.

Code No.	Item No.	Pcs/Pkg
C 0536	SNB-100	5


**SJ COUPLER**



Code No.	Item No.	A	B	C	Pcs/Pkg*
C 0442	SJ-77	3-3/8"	2-3/4"	2"	60 (20)
C 0443	SJ-100	4-3/8"	3"	2-5/8"	20 (20)
C 0444	SJ-140	5-3/4"	3-3/8"	3-5/8"	10 (10)

(\* ) Shows quantities of gray, white, black and brown.

**SIF (2") FIXED OFFSET**




Code No.	Item No.	A	B	Pcs/Pkg
C 0417	SIF-77	3-3/8"	2-3/4"	10
C 0418	SIF-100	4-3/8"	3"	10

**SE END FITTING**




Code No.	Item No.	A	B	C	D	E	Pcs/Pkg*
C 0449	SE-77	2-1/8"	1-3/4"	1-7/8"	3-1/4"	2-3/4"	60 (20)

**SEN END FITTING**



Code No.	Item No.	A	B	C	Pcs/Pkg
C 0488	SEN-100	2-1/4"	4-1/2"	3"	20
C 0489	SEN-140	3-1/8"	6"	3-3/8"	10

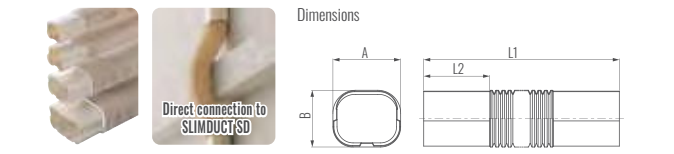
**SWC WALL FLANGE**



■ Material: ABS

Code No.	Item No.	A	B	C	D	E	F	G	Diameter of core drill	Pcs/Pkg
C 0482	SWC-77	3-3/8"	2-7/8"	5"	4-5/8"	3-1/4"	4-3/8"	3-5/8"	3-3/8"	100
C 0483	SWC-100	4-3/8"	3-1/8"	6-7/8"	5-3/4"	4-1/8"	5-5/8"	4-1/2"	4-3/8"	50
C 0484	SWC-140	5-7/8"	3-1/2"	8-3/4"	7-1/8"	5-3/4"	7-3/4"	6-1/8"	5-3/4"	20


**SF FLEXIBLE ELL with End Cuffs**



■ Material: PE(77), PP(100/140)

Code No.	Item No.	A	B	L1	L2	Pcs/Pkg
C 0453	SF-77-500	3"	2-1/2"	20-7/8"	3-1/2"	20
C 0454	SF-77-100	3"	2-1/2"	41-3/4"	3-1/2"	20
C 0455	SF-100-800	4"	2-7/8"	31-1/2"	2-7/8"	10
C 0456	SF-140-800	5-5/8"	3-1/4"	31-1/2"	3-1/4"	5

**SF 2M (78-3/4") FLEXIBLE ELL without End Cuffs**



■ Material: PE \*Use only in conjunction with SFJ Coupler and SFS Clamp.

Code No.	Item No.	A	B	Pcs/Pkg
C 0460	SF-77-2000	3"	2-1/2"	10

**SJA REAR ENTRY COUPLER**



■ Caulking Locations

Code No.	Item No.	A	B	C	D	E	Pcs/Pkg
C 0445	SJA-100	4-3/8"	3"	5-7/8"	2-7/8"	3-1/2"	20


**SP SOFFIT INLET**



■ Material: ABS

Code No.	Item No.	A	B	C	D	E	Pcs/Pkg
C 7342	SP-77	3-1/4"	2-3/4"	4-3/8"	5-1/8"	4"	20
C 7343	SP-100	4-1/4"	3"	5-3/8"	5-1/2"	4-1/4"	10
C 7344	SP-140	5-3/4"	3-3/8"	7"	5-7/8"	4-5/8"	5

**SFS SADDLE for FLEXIBLE ELL SF**



■ Material: SUS304

Code No.	Item No.	A	B	C	D	E	Pcs/Pkg
C 0612	SFS-77	3"	2-1/2"	3/4"	1/4"	1/4"	60
C 0613	SFS-100	4"	2-7/8"	7/8"	3/8"	3/8"	40
C 0614	SFS-140	5-3/4"	3-3/8"	7/8"	3/8"	3/8"	40

**SFJ SF FLEXIBLE ADAPTER**

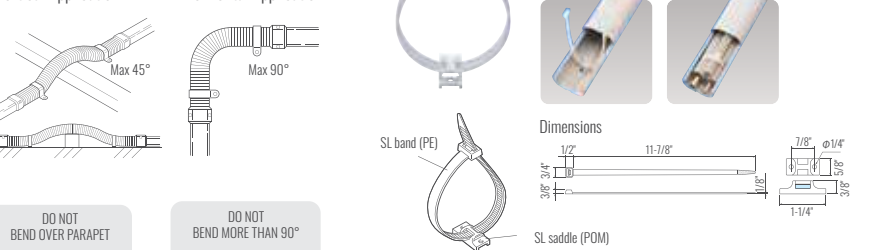


Code No.	Item No.	A	B	C	Pcs/Pkg
C 0437	SFJ-77	3-3/8"	2-5/8"	1-1/2"	20
C 0438	SFJ-100	4-3/8"	3"	1-5/8"	20

\* Use in combination with SFS.  
\* For secure joint, insert 2 corrugations of SF into SFJ adapter.

- CAUTION**
- SLIMDUCT SD IS NOT WATERPROOF. To waterproof, seal all longitudinal and lateral seams, screw heads and wall penetration with weatherproof sealant or putty.
  - SLIMDUCT SD duct and fittings are suitable for use and storage within a temperature range of -4°F to 140°F. Deformation may occur at temperatures exceeding 140°F. Protect SLIMDUCT installation from direct and radiant heat.
  - When attaching SLIMDUCT to wall, use only pan head screws. Do not use flat head or countersunk screws as they can exert too much pressure and crack the pvc material.
  - Use of impact screwdrivers to attach SLIMDUCT to wall and to tighten fixing screws on fittings is highly discouraged as they can easily over-tighten the screws and crack the PVC material. Use hand screwdrivers for precise torque control.
  - Use SL-300 STRAP KIT to retain lineset inside duct.
  - For further information, refer to SLIMDUCT SD Installation Manual.

**SL STRAP KIT For SLIMDUCT**



Code No.	Item No.	Pcs/Pkg
C 04720	SL-300	500

■ Material ... PE (SL band), POM (SL saddle)  
\* Do not over-tighten strap! That may decrease insulation performance.

**LINESET COVER CUTTER**

Light and slim. Stainless steel blade with advanced corrosion resistance. Upgrades workability by one-touch open/close. Obtain an aesthetic finish and NO swarf.

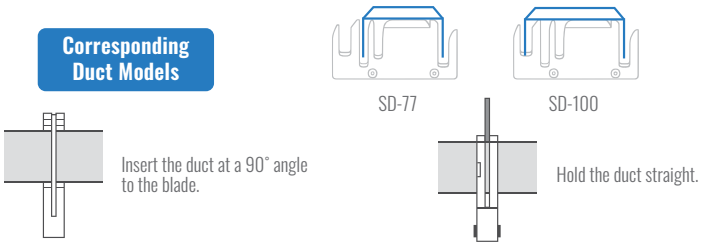
- Applicable for**  
SD-77, SD-100
- Weight**  
1.25 lbs
- Size**  
Length: 12-1/4"  
Width: 3-5/8"  
Thickness: 3/4"



**VD SLIMDUCT CUTTER**



**Corresponding Duct Models**



- PRECAUTIONS**
- Wear safety goggles or glasses for your own safety.
  - Be careful not to get your fingers caught in the moving parts.
  - Keep your fingers and hands away from the blade.
  - Do not use the tool for any purpose other than cutting ducts.
  - Do not cut any duct apart from the designated size.
  - To avoid ducts from cracking at low temperatures, cut the ducts very slowly or after heating the ducts with hot air.
  - The duct edge may be slanted depending on the angle of the cut.
  - Do not throw or drop the tool as this could damage the body itself or the blade receiver.

JAN Code / 4953998006133

Item No.	Product Name
VD2100	SLIMDUCT CUTTER

JAN Code / 4953998006140

Item No.	Product Name
VD021	SPARE BLADE

\*The number shown in the upper figure is estimated based on the condition that the blade is not dull or chipped.

Reduce the cutting speed when the blade reaches the position A.

**CAUTION**  
Sharp blade. Do not touch. Wear safety gloves while cutting the duct or replacing the blades.

# LineGate™

## Optimize the appearance of each installation

Our LineGate Cover System adds the finishing touch to any HVAC project. This elegant solution hides and protects unsightly refrigeration piping penetrations on most AC installations. Constructed from high-grade, weather-resistant, and UV-stabilized materials for maximum protection, LineGate is available in white, ivory and brown colors to easily match your building's appearance. LineGate can be combined with the Slimduct SD Flexible Ell to make any installation look its very best.

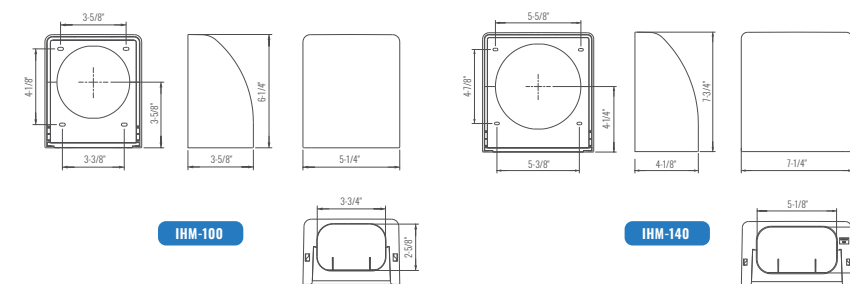


Product line



Video

### WALL MOUNTED OUTLET



#### Material

PVC

#### Working Temperature

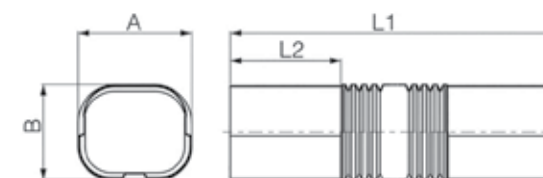
-4°F to 140°F (Product surface)

#### Colors

Ivory, brown and white.

Item No.	Pcs/Pkg
IHM-100	10
IHM-140	10

### FLEXIBLE ELL WITH END CUFFS - Sold separately



#### Material

PP

#### Working Temperature

-4°F to 140°F (Product surface)

#### Colors

Gray, black, brown, white and ivory.

Code No.	Item No.	A	B	L1	L2	Pcs/Pkg
C 0455	SF-100-800	4"	2-7/8"	31-1/2"	2-7/8"	10
C 0456	SF-140-800	5-5/8"	3-1/4"	31-1/2"	3-1/4"	5

\*Items SF-77-500 and SF-77-1000 may be used with the IHM Wall-Mounted Outlet if end cuffs are cut off prior installation.



# SLIMDUCT™ MD

## Lineset protection for indoor installations

Versatile and aesthetically pleasing, Slimduct MD is the ideal choice to protect and conceal the piping needed for HVAC installation. Available in 2 sizes and with an array of different fittings, the MD can will improve the look of the installation and help it blend with the design.

### MD SLIMDUCT MD (INDOOR USE)



#### SPECIFICATIONS

- Material ... PVC
- Color ... Neo White

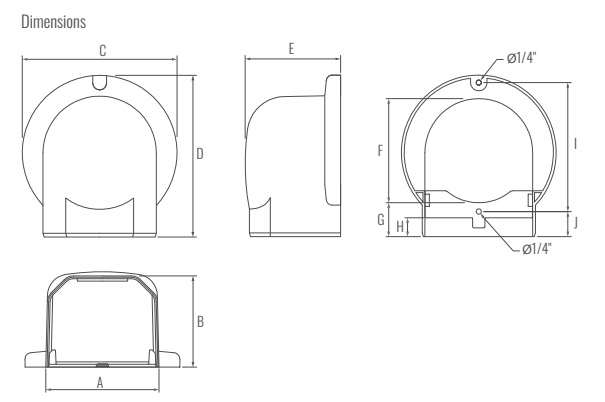
#### CAUTION

To avoid ducts from cracking at low temperatures, cut the ducts very slowly or after heating the ducts with hot air.

Recommend to use VD-2200 to cut SLIMDUCT MD

Code No.	Item No.	A	B	Pcs/Pkg
C 61035	MD-751-W	3"	2-5/8"	5
C 61045	MD-851	3-3/8"	2-7/8"	5

### MW WALL INLET

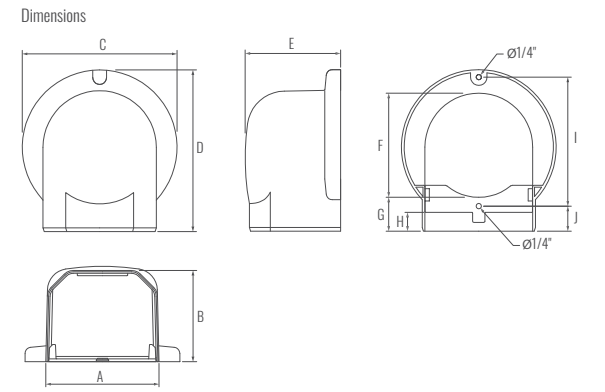



#### SPECIFICATIONS

- Material ... PVC
- Color ... Neo White

Code No.	Item No.	A	B	C	D	E	F	G	H	I	J	Pcs/Pkg
C 61105	MW-75-W	3-1/4"	2-3/4"	4-1/8"	4-5/8"	2-7/8"	2-7/8"	1-1/4"	5/8"	3-5/8"	7/8"	20
C 61145	MW-85	3-5/8"	2-7/8"	4-7/8"	5-1/8"	3"	3-3/8"	1-1/8"	5/8"	4-1/8"	7/8"	10

### MWM WALL INLET FOR A/C CAP



#### SPECIFICATIONS

- Material ... PVC
- Color ... Neo White

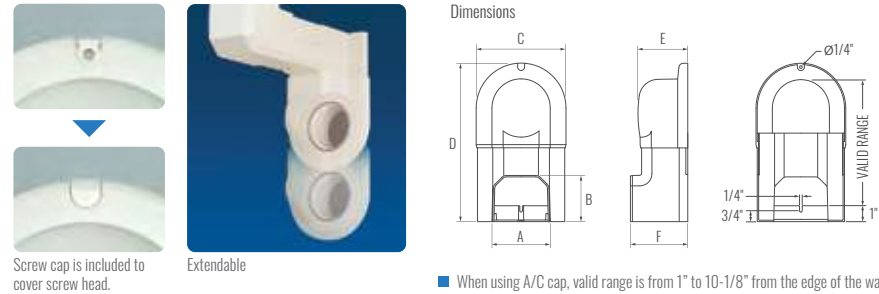
Code No.	Item No.	A	B	C	D	E	F	G	H	I	Pcs/Pkg
C 61115	MWM-75-S-W	3-1/4"	2-3/4"	5"	6-1/8"	2-7/8"	1-1/8"	4-1/8"	3"	5-1/8"	20
C 61125	MWM-75-L-W	3-1/4"	2-3/4"	5-7/8"	7"	2-7/8"	1-1/8"	4-1/2"	3"	6"	20
C 61155	MWM-85	3-5/8"	2-7/8"	5-7/8"	7"	3"	1-1/8"	4-3/4"	3-3/8"	6"	10

Item No.	Applicable A/C cap
MWM-75-S-W	AC-67, 75 Other A/C Cap : Flange O.D. 4-3/8" or less + flange height 3/8" or less
MWM-75-L-W	AC-67, 75, 100/WC-60N, 65, 65N, 75N Other A/C Cap : Flange O.D. 5-3/8" or less + flange height 1/2" or less
MWM-85	AC-67, 75, 100/WC-60N, 65, 65N, 75N Other A/C Cap : Flange O.D. 5-3/8" or less + 1/2" or less



**MWS SLIDING WALL INLET**



Code No.	Item No.	A	B	C	D	E	F	Pcs/Pkg
C 61175	MWS-75-L-W	3-1/4"	2-3/4"	5-7/8"	8-3/8" - 10-1/2"	3"	3-3/8"	10
C 61185	MWS-85	3-5/8"	2-7/8"	5-5/8"	8-1/4" - 10-1/2"	3-1/8"	3-5/8"	10

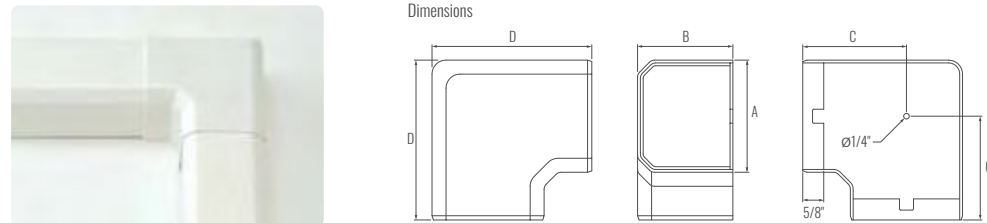
  

Item No.	Applicable A/C cap
MWS-75-L-W	AC-67, 75, 100/WC-60N, 65, 65N, 75N
MWS-85	AC-67, 75, 100/WC-60N, 65, 65N, 75N

Other A/C Cap : Flange O.D. 5-3/8" or less + flange height 1/2" or less  
 Other A/C Cap : Flange O.D. 5-1/8" or less + flange height 1/2" or less

**SPECIFICATIONS** ■ Material ... PVC  
 ■ Color ... Neo White

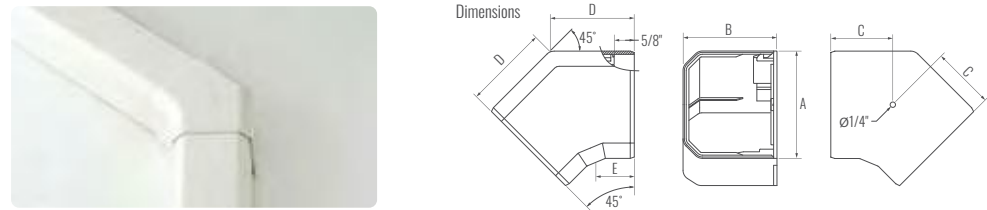
**MK 90° FLAT ELL**



Code No.	Item No.	A	B	C	D	Pcs/Pkg
C 61205	MK-75-W	3-1/4"	2-3/4"	3"	4-1/2"	20
C 61215	MK-85	3-5/8"	2-7/8"	3-1/8"	5"	10

**SPECIFICATIONS** ■ Material ... PVC  
 ■ Color ... Neo White

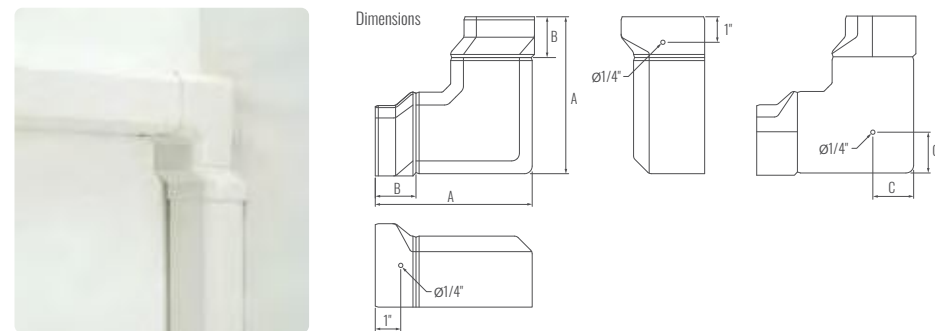
**MKF 45° FLAT ELL**



Code No.	Item No.	A	B	C	D	E	Pcs/Pkg
C 61255	MKF-75-W	3-1/4"	2-7/8"	1-7/8"	2-1/2"	1-1/4"	20
C 61265	MKF-85	3-5/8"	3"	2"	2-3/4"	1-1/4"	10

**SPECIFICATIONS** ■ Material ... PVC  
 ■ Color ... Neo White

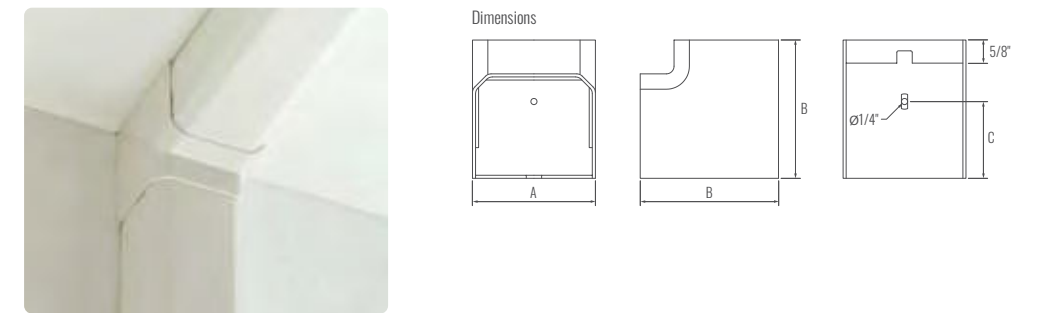
**MN 90° TWIST ELBOW**



Code No.	Item No.	A	B	C	Pcs/Pkg
C 61135	MN-75-W	6-1/8"	1-5/8"	1-5/8"	5
C 61565	MN-85	6-3/4"	1-7/5"	1-7/5"	5

**SPECIFICATIONS** ■ Material ... PVC  
 ■ Color ... Neo White

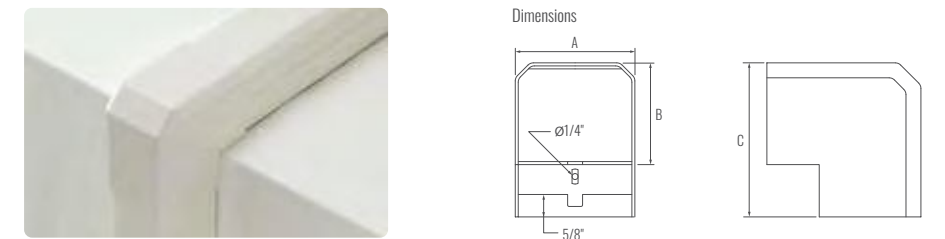
**MCI 90° INSIDE VERTICAL ELL**



Code No.	Item No.	A	B	C	Pcs/Pkg
C 61405	MCI-75-W	3-1/4"	3-5/8"	1-4/3"	20
C 61415	MCI-85	3-5/8"	3-3/4"	2-1/4"	10

**SPECIFICATIONS** ■ Material ... PVC  
 ■ Color ... Neo White

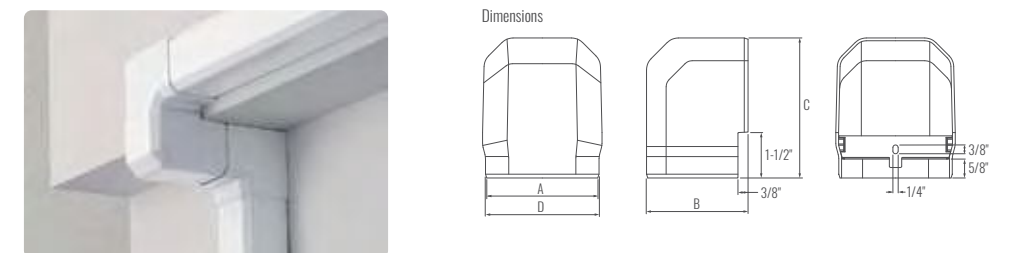
**MCO 90° OUTSIDE VERTICAL ELL**



Code No.	Item No.	A	B	C	Pcs/Pkg
C 61305	MCO-75-W	3-1/4"	2-3/4"	4-1/8"	20
C 61315	MCO-85	3-5/8"	2-7/8"	4-3/8"	10

**SPECIFICATIONS** ■ Material ... PVC  
 ■ Color ... Neo White


**MCOM 90° MINI OUTSIDE VERTICAL ELL**



Code No.	Item No.	A	B	C	D	Pcs/Pkg
C 61325	MCOM-75-W	3-1/4"	3"	4-1/4"	3-3/8"	20
C 61335	MCOM-85	3-5/8"	3-1/4"	4-3/8"	3-3/4"	10

**SPECIFICATIONS** ■ Material ... PVC  
 ■ Color ... Neo White

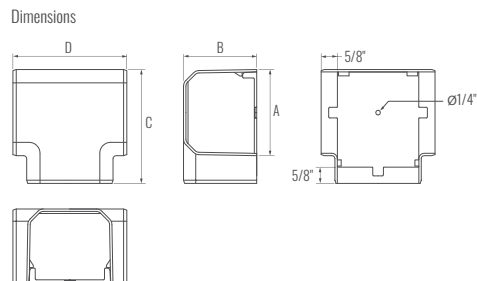
**MCS SLIDING VERTICAL OFFSET**



Code No.	Item No.	A	B	C	D	E	F	G	H	Pcs/Pkg
C 61425	MCS-75-W	3-1/4"	2-3/4"	3-5/8"	1-5/8"	3" to 5-1/8"	3-1/8"	1-5/8"	1"	10
C 61435	MCS-85	3-5/8"	2-7/8"	3-7/8"	1-5/8"	3-1/4" to 5-3/8"	3-3/8"	1-5/8"	1"	10

**SPECIFICATIONS** ■ Material ... ABS  
 ■ Color ... Neo White

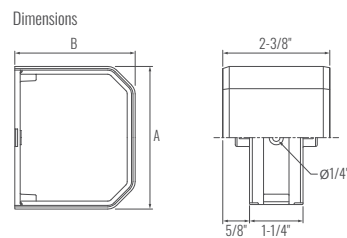
**MT TEE**



Code No.	Item No.	A	B	C	D	Pcs/Pkg
<b>C</b> 61275	MT-75-W	3-1/4"	2-3/4"	4-1/4"	4-1/4"	10
<b>C</b> 61285	MT-85	3-5/8"	2-7/8"	4-5/8"	4-5/8"	10

**SPECIFICATIONS** ■ Material ... PVC  
■ Color ... Neo White

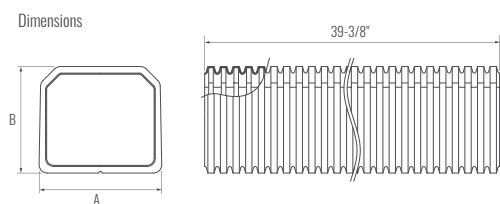
**MJ COUPLER**



Code No.	Item No.	A	B	Pcs/Pkg
<b>C</b> 61505	MJ-75-W	3-1/4"	2-3/4"	20
<b>C</b> 61515	MJ-85	3-5/8"	2-7/8"	10

**SPECIFICATIONS** ■ Material ... PVC  
■ Color ... Neo White

**MF FLEXIBLE ELL**

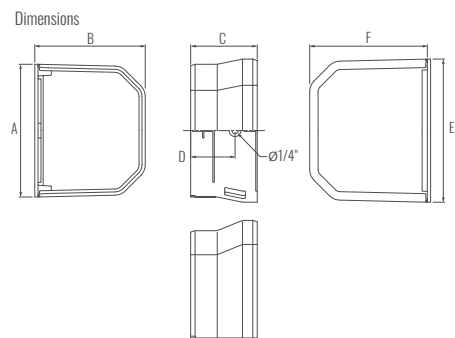


Code No.	Item No.	A	B	Pcs/Pkg
<b>C</b> 61605	MF-75-W	3"	2-5/8"	20
<b>C</b> 61615	MF-85	3-5/8"	3-1/8"	10

**SPECIFICATIONS** ■ Material ... PE + EVA  
■ Color ... Neo White

**CAUTION** ■ Requires corner fittings or couplers at the both ends of MF for installation (For MF-85 installation, MFJ is needed)

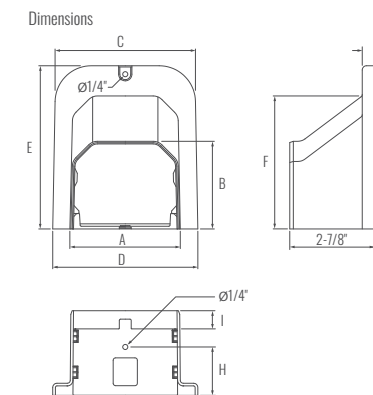
**MFJ MF FLEXIBLE ADAPTER**



Code No.	Item No.	A	B	C	D	E	F	Pcs/Pkg
<b>C</b> 61665	MFJ-85	3-5/8"	3"	1-7/8"	1-1/4"	3-7/8"	3-1/4"	10

**SPECIFICATIONS** ■ Material ... PVC  
■ Color ... Neo White

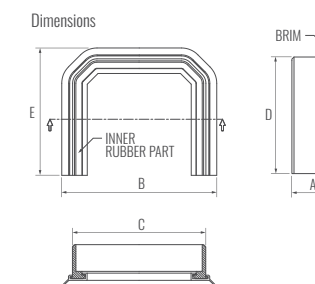
**MP SOFFIT INLET**



Code No.	Item No.	A	B	C	D	E	F	G	H	I	Pcs/Pkg
<b>C</b> 61805	MP-75-W	3-1/4"	2-3/4"	4-3/8"	4-3/8"	5-1/4"	4-1/8"	3/8"	1-5/8"	5/8"	20
<b>C</b> 61815	MP-85	3-5/8"	2-7/8"	4-5/8"	4-3/4"	5-3/8"	4-3/8"	1/2"	1-5/8"	5/8"	10

**SPECIFICATIONS** ■ Material ... PVC  
■ Color ... Neo White

**MS END FITTING**



**SPECIFICATIONS** ■ Material ... Main Cover: PVC  
■ Brim: Synthetic rubber  
■ Color ... Neo White

**CAUTION** ■ Not guaranteed to fit all equipment. When installing MS on indoor unit with steps in installation area or on a curved surface of R25 or more, a gap may be left.

Code No.	Item No.	A	B	C	D	E	Pcs/Pkg
<b>C</b> 61585	MS-75	1"	3-5/8"	3-1/4"	2-7/8"	3"	20
<b>C</b> 61595	MS-85	1"	4"	3-5/8"	3"	3-1/8"	20

**MD CUTTER**

Light and slim. Stainless steel blade with advanced corrosion resistance. Upgrades workability by one-touch open/close. Obtain an aesthetic finish and NO swarf.

■ **Applicable for**  
MD-751, MD-851

■ **Weight**  
1.25 lbs


■ **Size**  
Length: 12-1/4"  
Width: 3-5/8"  
Thickness: 3/4"

JAN Code / 4953998006133

Item No.	Product Name
VD-2200	MD CUTTER

JAN Code / 4953998006140

Item No.	Product Name
VDO21	SPARE BLADE





# SLIMDUCT™ PD

## Elevate lineset protection and installation appearance

Our SLIMDUCT PD Commercial Lineset Cover System is the durable and attractive solution to protect any surface-mounted lineset installation on commercial rooftop buildings. It also offers the added versatility to be used for HVAC and plumbing installations, or as a lineset cover between the condenser and SLIMDUCT RD System.

Using less space than a conventional racking system, its compact design optimizes limited space, while simplifying routine maintenance. Available in three different sizes to accommodate larger linesets, SLIMDUCT PD is constructed from a high-grade PVC that is weather resistant, UV stabilized and fire retardant. Easy to install, SLIMDUCT PD elevates linesets from the wall, ceiling, or deck surface.



Product line



Playlist

## TECHNICAL SPECS

### Weather Resistance

Tested to over 2,000 hours (JIS D 0205, SWOM TEST)

### Temperature Range

-4°F to 140 °F

### Lineset Capacity

### Size

Available in three sizes, 3-1/2", 4-5/8", 5-3/8", and three lengths, 37-7/8", 57-1/2", 78-3/4"

### Mounting Hardware

Stainless steel mounting clip included for PDL, PDH, PDY and PDU

Item No.	Insulation thickness	Lineset size (Liquid line x Suction line)													
		1/4" x 3/8"	1/4" x 1/2"	1/4" x 5/8"	3/8" x 5/8"	3/8" x 3/4"	3/8" x 7/8"	1/2" x 1-1/8"	5/8" x 1-1/8"	5/8" x 1-1/4"	3/4" x 1-1/4"	3/4" x 1-1/2"	7/8" x 1-1/2"	7/8" x 1-5/8"	
PD-90	1/2" x 1/2"	1	1	1	1	1	1	-	-	-	-	-	-	-	
	3/4" x 3/4"	-	-	-	-	-	-	-	-	-	-	-	-	-	
PD-120	1/2" x 1/2"	2	2	2	2	1	1	1	1	1	1	1	1	-	
	3/4" x 3/4"	1	1	1	1	1	1	-	-	-	-	-	-	-	
PD-140	1/2" x 1/2"	4	3	3	3	3	2	2	2	1	1	1	1	1	
	3/4" x 3/4"	2	2	1	1	1	1	1	1	1	1	1	-	-	

■ Includes Drain Hose(s) (O.D. 1-1/4")

## SPECIAL FEATURES

### Architectural Linesets Cover

Protects any surface mounted linesets installation, as well as linesets between condenser and SLIMDUCT RD system.

### Innovative Design

Provides easy mounting and elevates linesets from wall, ceiling or deck surface.

### Easy

All straight ducts and fittings disassemble for ease of installation, and mount with standard wall mounted pipe brackets.

### Color

Available in Ivory to fit into various kinds of properties.

### Fittings

A full range of fittings enables to accommodate any complicated configuration.

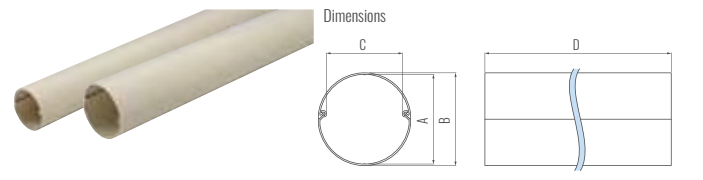


### Versatile

HVAC and plumbing applications.

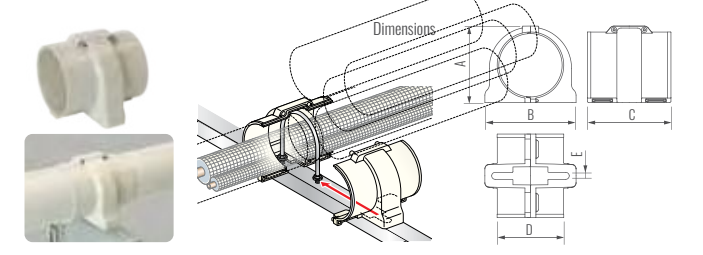


**PD STRAIGHT DUCT**




Code No.	Item No.	A	B (O.D.)	C (I.D.)	D	Pcs/Pkg
C 68302	PD-90-1000-I	3-1/2"	3-1/2"	3"	37-7/8"	5
C 68312	PD-90-1500-I	3-1/2"	3-1/2"	3"	57-1/2"	5
C 68322	PD-90-2000-I	3-1/2"	3-1/2"	3"	78-3/4"	5
C 68332	PD-120-1000-I	4-5/8"	4-5/8"	4-1/8"	37-7/8"	5
C 68342	PD-120-1500-I	4-5/8"	4-5/8"	4-1/8"	57-1/2"	5
C 68352	PD-120-2000-I	4-5/8"	4-5/8"	4-1/8"	78-3/4"	5
C 68632	PD-140-2000-I	5-3/8"	5-3/8"	5"	78-3/4"	5

**PDBK MOUNTING COUPLER FOR BRACKET**



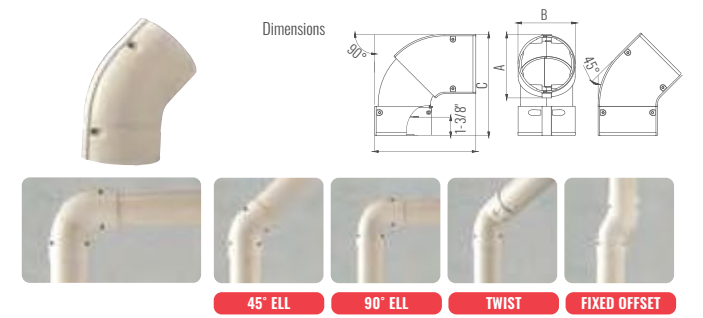
Code No.	Item No.	Inserting depth of duct	Applicable PD duct	Applicable U shape clamp or band (width 1" or less)	A	B	C	D	E	Pcs/Pkg
C 68362	PDBK-90-I	2"	PD-90	2-5/8", 3-1/4"	4-1/2"	5-1/4"	4-7/8"	4-1/8"	1/2"	10
C 68372	PDBK-120-I	2"	PD-120	3-1/4", 4"	5-5/8"	6-3/8"	4-7/8"	5-1/8"	1/2"	5

**PDEM MINI 90° ELBOW**




Code No.	Item No.	A	B	Pcs/Pkg
C 68162	PDEM-90-I	4-5/8"	5-3/4"	10
C 68172	PDEM-120-I	4"	5-1/8"	5

**PDKS UNIVERSAL ELL**



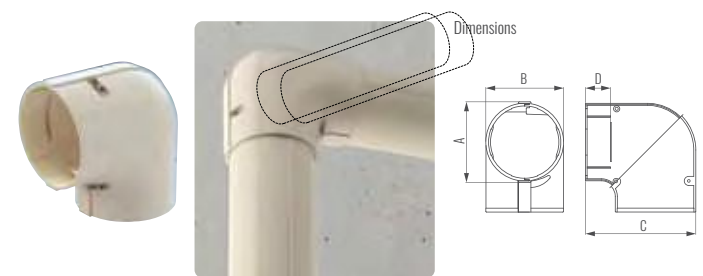
Code No.	Item No.	A	B	C	Pcs/Pkg
C 68282	PDKS-90-I	4-1/8"	4"	7"	10
C 68292	PDKS-120-I	5-1/4"	5-1/8"	8-1/4"	5

**PDB-N MOUNTING COUPLER**



Code No.	Item No.	A	B	C	D	E	Pcs/Pkg
C 68572	PDB-90N-I	4-1/2"	5"	5"	5-1/8"	2"	10
C 68582	PDB-120N-I	5-5/8"	6-1/8"	6-1/8"	5-1/8"	2"	5
C 68692	PDB-140N-I	6-5/8"	7-1/4"	7-1/4"	5-3/8"	2-1/8"	5

**PDE 90° ELBOW**




Code No.	Item No.	A	B	C	D	Pcs/Pkg
C 68362	PDE-90-I	4-1/8"	4"	5-5/8"	1-3/8"	10
C 68372	PDE-120-I	5-1/4"	5-1/8"	6-7/8"	1-3/8"	5
C 68642	PDE-140-I	6-1/8"	6"	8"	1-5/8"	5

**PDF 45° ELL**




Code No.	Item No.	A	B	C	D	E	Pcs/Pkg
C 68492	PDF-90-I	4-1/8"	4"	3-1/4"	1-1/2"	1-3/8"	10
C 68502	PDF-120-I	5-1/4"	5-1/8"	3-3/4"	1-1/2"	1-3/8"	5
C 68702	PDF-140-I	6-1/8"	6"	4-3/8"	1-7/8"	1-5/8"	5

**PDT TEE**



Code No.	Item No.	A	B	C	D	E	F	Pcs/Pkg
C 68402	PDT-90-I	4-1/8"	4"	5-5/8"	4-1/8"	7-1/8"	1-3/8"	10
C 68412	PDT-120N-I	5-1/4"	5-1/8"	6-7/8"	5-1/4"	8-1/2"	1-3/8"	5
C 68662	PDT-140N-I	6-1/8"	6"	8"	6-1/8"	10"	1-5/8"	5

**PDTM MINI TEE**




Code No.	Item No.	A	B	C	Pcs/Pkg
C 68182	PDTM-90-I	4-5/8"	4"	5"	10
C 68192	PDTM-120-I	5-3/4"	5-1/8"	6-1/8"	5

**PDC END FITTING**



Code No.	Item No.	A	B	C	D	E	Pcs/Pkg
C 68422	PDC-90-I	4-1/8"	4"	2-1/2"	1-7/8"	3-1/4"	20
C 68432	PDC-120-I	5-1/4"	5-1/8"	3-1/2"	2-1/4"	3-1/4"	10
C 68672	PDC-140-I	6-1/8"	6"	3-3/4"	2-3/8"	3-7/8"	10

**PWP-N WALL FLANGE**



Code No.	Item No.	A	B	C	D	Pcs/Pkg
C 68522	PWP-90-I	4"	5-3/8"	6-1/4"	12-1/4"	30
C 68532	PWP-120-I	5"	6-1/2"	7-3/8"	15-3/4"	20
C 68682	PWP-140-I	5-7/8"	7-1/4"	8-1/4"	18-5/8"	20


■ Decorative packing is not waterproofing.

**PDP CUTOFF WALL FLANGE**



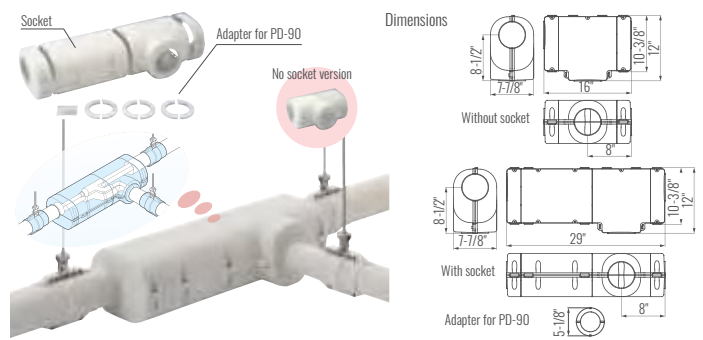
Code No.	Item No.	A	B	C	Pcs/Pkg
C 68882	PDP-90-I	6-1/4"	6-1/4"	5-1/8"	30
C 68892	PDP-120-I	7-3/8"	7-3/8"	6-1/4"	20

**PDJ STANDARD COUPLER**



Code No.	Item No.	A	B	C	D	Pcs/Pkg
C 68382	PDJ-90-I	4-1/8"	4"	3-1/4"	1-3/8"	20
C 68392	PDJ-120-I	5-1/4"	5-1/8"	3-1/4"	1-3/8"	10
C 68652	PDJ-140-I	6-1/8"	6"	3-7/8"	1-5/8"	10

**PDJT T-BRANCH**



Code No.	Item No.	Pcs/Pkg
C 68552	PDJT-I	1


**PSP WALL FLANGE FOR FITTINGS**



Code No.	Item No.	A	B	C	Pcs/Pkg
C 68592	PSP-90-I	3-1/2"	5-3/8"	6-1/4"	30
C 68602	PSP-120-I	4-5/8"	6-1/2"	7-3/8"	20

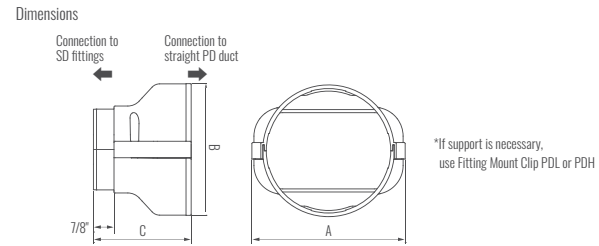
■ For connection to fittings except straight PD duct.

**PDIC REDUCER**



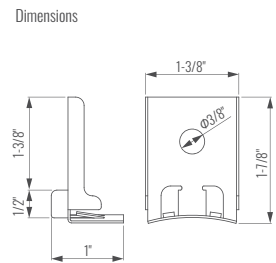
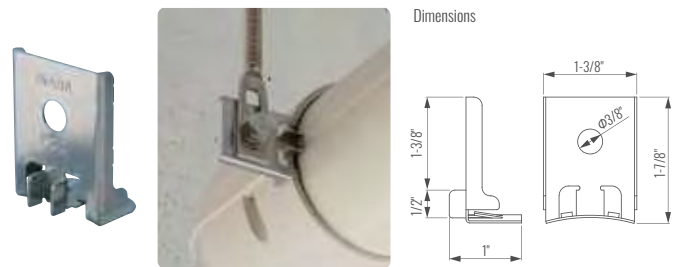
Code No.	Item No.	Pcs/Pkg
C 68202	PDIC-120-90-I	20

**PSDR PD-SD COUPLER**



Code No.	Item No.	A	B	C	Pcs/Pkg
C 68792	PSDR-90-100-I	4-3/8"	4"	3-5/8"	10
C 68802	PSDR-120-140-I	5-7/8"	5-1/8"	3-3/4"	10

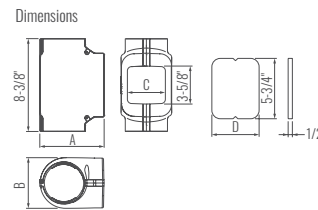

**PDL FITTING MOUNT CLIP**



Available to install on the back of connection accessories.

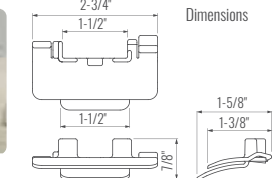
Code No.	Item No.	Pcs/Pkg
C 68480	PDL	200

**PDTKL STORAGE COVER**



Code No.	Item No.	A	B	C	D	Pcs/Pkg
C 69152	PDTKL-90-I	6"	4-3/4"	3-5/8"	4-1/2"	10
C 69162	PDTKL-120-I	7-1/8"	5-5/8"	4-3/8"	5-1/4"	5

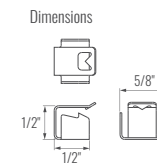
**PDK REINFORCEMENT ACCESSORY FOR NOTCH**



- SPECIFICATIONS**
- Material ... PP
  - Color ... Ivory
- FEATURES**
- Can be used without PDB-N
  - Also can be used for PVC piping band; however, the outer diameter must be smaller than the steel piping.
  - Cannot be used for PDY.

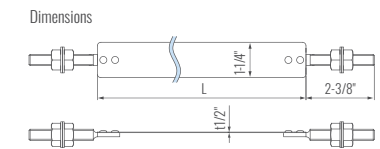
Code No.	Item No.	Applicable duct	Applicable piping band (For steel pipe*)	Pcs/Pkg
C 68562	PDK-1	PD-90	2" or less	100
		PD-120	3-1/4" or less	
		PD-140	4" or less	

**PDS PD DUCT SUPPORT BRACKET**



Code No.	Item No.	Pcs/Pkg
C 68210	PDS-90-120 (10 pcs per pack)	40

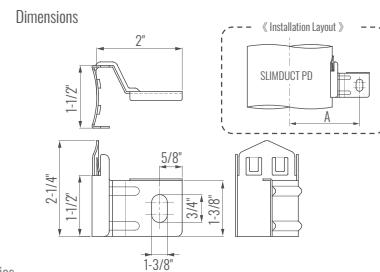
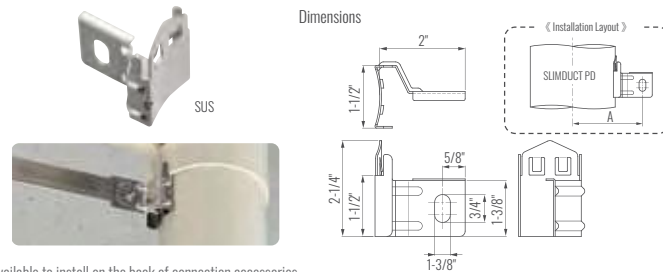
**PDU PD DUCT FIXING SADDLE**



In case of vertical piping, fix each parts using such as Fitting Mount Clip PDH, etc.

Code No.	Item No.	Duct Size	L	Pcs/Pkg
C 68762	PDU-90-I	PD-90	8-3/8"	30
C 68772	PDU-120-I	PD-120	11-1/4"	30
C 68782	PDU-140-I	PD-140	13-3/8"	30



**PDH FITTING MOUNT CLIP FOR BACK OF CONNECTION ACCESSORIES**



Available to install on the back of connection accessories.

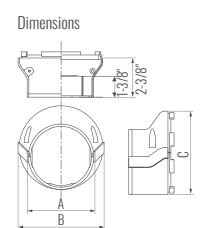
Code No.	Item No.	A	Pcs/Pkg
C 68512	PDH	PD-90	3-1/4"
		PD-120	3-7/8"
		PD-140	4-1/4"

**PDY SUPPORTER BAND**



Code No.	Item No.	Applicable duct	Applicable piping band (For steel pipe*)	A	Pcs/Pkg
C 68612	PDY-90-I	PD-90	2" or less	12-3/8"	30
C 68622	PDY-120-I	PD-120	3-1/4" or less	15-3/4"	30
C 68722	PDY-140-I	PD-140	4" or less	18-5/8"	30

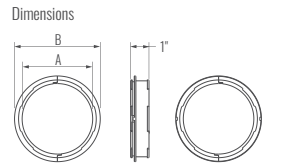

**PDI REDUCER**



Connection between PD-90 Duct and PD Parts of 120 size and between PD-120 Duct and PD fittings of 140 size.

Code No.	Item No.	A	B	C	Pcs/Pkg
C 68732	PDI-120-90-I	4-1/8"	5-1/4"	5-1/8"	20
C 68742	PDI-140-120-I	5-1/4"	6-1/8"	6"	20

**PDA PD FITTING CONNECTOR**



Adjustable fitting connector for connecting PD fittings each other. (Between 1/8" to 1/2").

Code No.	Item No.	A	B	Pcs/Pkg
C 68082	PDA-90-I	3-1/2"	4-1/4"	20
C 68092	PDA-120-I	4-1/2"	5-1/4"	20





# SLIMDUCT™ RD

## Metal Lineset Enclosure for VRF/VRV Systems

The SLIMDUCT RD Commercial Lineset Cover is the aesthetically pleasing and cost-effective way to enclose and protect exposed rooftop lineset layouts, and the multiple linesets needed for VRV/ VRF applications. Easy to install and field configurable to any orientation, SLIMDUCT RD is the labor-saving alternative to custom-fabricated lineset ducting options.

### TECHNICAL SPECS

#### Material

Highly corrosion-resistant hot-dip galvanized steel sheet has a coating layer of zinc, 6% aluminum, and 3% magnesium.

#### Tensile Strength

More than 274.6N/mm2  
(=28kgf/mm2) (=39.885psi)

#### Salt Tolerance

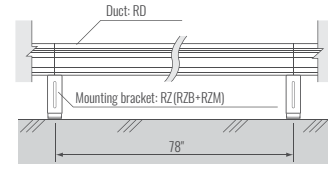
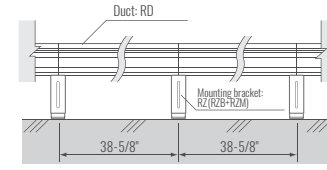
Salt Resistant

#### Stretch

More than 28%

#### Allowable load of base (duct base + strut)

Allowable load (allowable pipe weight) of base part for 37-3/8" - and 78-3/4" - RD ducts.

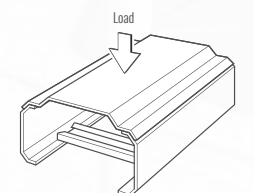
Item	Allowable load for 2-m RD duct	
	78-3/4" RD duct (pipe support by 3 strut)	78-3/4" RD duct x 2 (pipe support by 4 strut)
Duct size		
RD-150	9387N (958kgf) (2,110lbs)	12548N (1280kgf) (2,110lbs)
RD-300	3929N (401kgf) (883lbs)	05281N (439kgf) (1,187lbs)
RD-450	2546N (260kgf) (572lbs)	03448N (352kgf) (775lbs)
RD-600	1837N (187kgf) (413lbs)	02513N (256kgf) (565lbs)
RD-900	1102N (112kgf) (247lbs)	01552N (158kgf) (349lbs)
RD-450H	2494N (255kgf) (560lbs)	03396N (347kgf) (763lbs)
RD-600H	1785N (182kgf) (401lbs)	02461N (251kgf) (553lbs)
RD-900H	2231N (228kgf) (501lbs)	03076N (314kgf) (691lbs)

■ It is substantially the allowable load of the strut (in the assembled state).

#### Allowable load

This is the strength of cover (allowable load for cover being restored to the original state) when the cover is attached to the base (duct base + strut). Note that values for the W600 to H900 sizes and the walkway type are those in the state where the cover plate is attached.

Specifications	Strength of cover	
	for 1ft <sup>2</sup>	When load is applied (7-7/8" x 4")
Standard type	4,903 N/m <sup>2</sup> (500 kgf/m <sup>2</sup> ) (102.4 lbs/ft <sup>2</sup> ) or less	98N (10 kgf) (22.1 lbs/ft <sup>2</sup> ) or less
Walkway type	49,003 N/m <sup>2</sup> (5,000 kgf/m <sup>2</sup> ) (1,024.0 lbs/ft <sup>2</sup> ) or less	980N (100 kgf) (221.0 lbs/ft <sup>2</sup> ) or less



Product line



Playlist

**RD** LINESET CAPACITY

Item	Insulation thickness	Lineset size (Liquid line x Suction line)											
		1/4" x 3/8"	1/4" x 1/2"	1/4" x 5/8"	3/8" x 5/8"	3/8" x 3/4"	1/2" x 1-1/8"	5/8" x 1-1/8"	5/8" x 1-1/4"	3/4" x 1-1/4"	3/4" x 1-1/2"	7/8" x 1-1/2"	7/8" x 1-5/8"
RD-150	1/2" x 1/2"	3	2	2	2	2	1	1	1	1	1	1	1
	3/4" x 3/4"	1	1	1	1	1	1	1	1	0	0	0	0
RD-300	1/2" x 1/2"	6	6	5	5	4	2	2	2	2	2	2	2
	3/4" x 3/4"	2	2	2	2	2	2	2	2	2	1	1	1
RD-300H	1/2" x 1/2"	15	13	12	12	10	8	8	6	6	6	6	4
	3/4" x 3/4"	8	7	7	7	6	4	4	4	4	4	3	3
RD-450	1/2" x 1/2"	10	8	7	7	6	4	4	4	3	3	3	3
	3/4" x 3/4"	4	4	4	4	3	3	3	3	3	3	2	2
RD-450H	1/2" x 1/2"	23	20	18	18	15	12	11	10	10	8	8	6
	3/4" x 3/4"	13	11	10	10	9	6	6	6	6	6	5	5
RD-600	1/2" x 1/2"	13	12	10	10	9	5	5	5	5	4	4	4
	3/4" x 3/4"	5	5	5	5	5	4	4	4	4	4	3	3
RD-600H	1/2" x 1/2"	31	26	24	24	19	14	14	13	13	13	11	8
	3/4" x 3/4"	17	14	14	14	12	8	8	8	8	8	7	7
RD-900	1/2" x 1/2"	20	17	16	16	13	8	8	8	7	7	7	6
	3/4" x 3/4"	8	8	8	8	7	6	6	6	6	6	5	5
RD-900H	1/2" x 1/2"	46	40	37	36	30	24	21	20	20	14	14	13
	3/4" x 3/4"	26	22	22	21	18	13	13	13	12	11	11	11

■ Nominal lineset capacities for SLIMDUCT RD can differ according to the configurations of lineset installed. Capacities shown are based on Net Usable Section Area of each duct size and are for reference purpose only.

**RD** BENEFITS

- **Attractive**  
SLIMDUCT RD encloses the multiple lines used by variable refrigerant flow/volume (VRF/VRV) multi-split systems. Requiring less space than traditional racking/jacketing system, its compact design delivers a clean, professional, and finished look to any rooftop project. It blends in perfectly with any type of commercial building.
- **Multiple Applications**  
A wide array of fittings, including risers, vertical mountings, and under-slab mountings, are readily available to easily customize while on the job site, during the installation process. SLIMDUCT RD can also be installed in any orientation.

- **Easy to Assemble**  
SLIMDUCT RD is engineered to make installation a time-saving process. No special tools are required to assemble and connect the interlocking covers together. The screws needed, are included with the product.
- **Durability**  
Fabricated from sheets of high-grade, corrosion-resistant, and hot-dipped galvanized steel, SLIMDUCT RD is coated with zinc, aluminum, and magnesium. This scratch, abrasion and corrosion-resistant coating offers better protection than stainless steel, even in highly corrosive environments such as coastal areas.

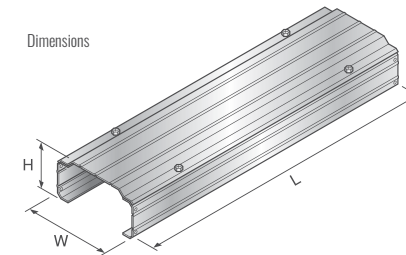


For installation information, please visit:  
<https://inabadenko-america.com/wp-content/uploads/specs-instruction-manual-slimduct-rd.pdf>

**RD** STRAIGHT DUCT



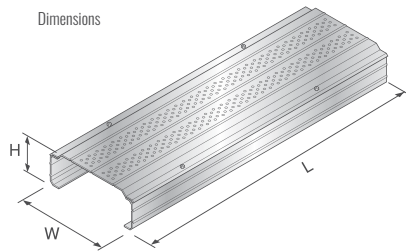
■ Baseplate shown is an optional accessory for all sizes except RD-150-05, which includes the baseplate.



- RD150 size: Not possible to use without coupler.
- Use RFJ (free coupler) for RD connection if you cut RD duct.
- In vertical applications, for safety, do not connect without using coupler.
- For vertical applications, do not use brackets when mounting sizes 600 (H) and 900 (H) to wall. In vertical applications when mounted direct to the wall, size 900 (H) cannot be used with elbows. If duct needs to be raised from wall surface, use a baseplate RDB, REB, RFB, RTS, or RJB.
- Size 600 (H), 900 (H) are supplied with reinforced plate for cover. Size 450 (H) is not supplied with it, it is an optional accessory for size 450 (H).
- Size 600 (H), 900 (H) are supplied with reinforced plate for joint.
- For further information, refer to SLIMDUCT RD Installation Manual.

Code No.	Item No.	Length (L)	Width (W)	Height (H)
C 77017	RD-150-A-ZA	78-3/4"	6"	4-3/8"
C 77027	RD-150-1-A-ZA	39-3/8"		
C 77037	RD-150-05-A-ZA	19-3/4"		
C 85002	RD-300-D-ZA	78-3/4"	11-7/8"	5-3/8"
C 85092	RD-300-1-D-ZA	39-3/8"		
C 85182	RD-300-5-D-ZA	19-3/4"		
C 85272	RD-300-3-D-ZA	11-7/8"	17-3/4"	5-3/8"
C 85042	RD-300H-D-ZA	78-3/4"		
C 85132	RD-300H-1-D-ZA	39-3/8"		
C 85222	RD-300H-5-D-ZA	19-3/4"	23-5/8"	5-3/8"
C 85312	RD-300H-3-D-ZA	11-7/8"		
C 85012	RD-450-D-ZA	78-3/4"		
C 85102	RD-450-1-D-ZA	39-3/8"	17-3/4"	10"
C 85192	RD-450-5-D-ZA	19-3/4"		
C 85282	RD-450-3-D-ZA	11-7/8"		
C 85052	RD-450H-D-ZA	78-3/4"	23-5/8"	10"
C 85142	RD-450H-1-D-ZA	39-3/8"		
C 85232	RD-450H-5-D-ZA	19-3/4"		
C 85322	RD-450H-3-D-ZA	11-7/8"	35-1/2"	5-3/8"
C 85022	RD-600-D-ZA	78-3/4"		
C 85112	RD-600-1-D-ZA	39-3/8"		
C 85202	RD-600-5-D-ZA	19-3/4"	23-5/8"	10"
C 85292	RD-600-3-D-ZA	11-7/8"		
C 85062	RD-600H-D-ZA	78-3/4"		
C 85152	RD-600H-1-D-ZA	39-3/8"	35-1/2"	5-3/8"
C 85242	RD-600H-5-D-ZA	19-3/4"		
C 85332	RD-600H-3-D-ZA	11-7/8"		
C 85032	RD-900-D-ZA	78-3/4"	35-1/2"	10"
C 85122	RD-900-1-D-ZA	39-3/8"		
C 85212	RD-900-5-D-ZA	19-3/4"		
C 85302	RD-900-3-D-ZA	11-7/8"	23-5/8"	10"
C 85072	RD-900H-D-ZA	78-3/4"		
C 85162	RD-900H-1-D-ZA	39-3/8"		
C 85252	RD-900H-5-D-ZA	19-3/4"	35-1/2"	10"
C 85342	RD-900H-3-D-ZA	11-7/8"		

**RD STRAIGHT DUCT - WALKWAY**




■ Baseplate shown in the picture is an optional accessory.

Code No.	Item No.	Length (L)	Width (W)	Height (H)	Pcs/Pkg
C 88002	RDW-300-D-ZA	Special Order Only!	78-3/4"	11-7/8"	1
C 88092	RDW-300-1-D-ZA	Special Order Only!	39-3/8"		1
C 88182	RDW-300-5-D-ZA	Special Order Only!	19-3/4"		1
C 88272	RDW-300-3-D-ZA	Special Order Only!	11-7/8"		1
C 88042	RDW-300H-D-ZA	Special Order Only!	78-3/4"	11-7/8"	1
C 88132	RDW-300H-1-D-ZA	Special Order Only!	39-3/8"		1
C 88222	RDW-300H-5-D-ZA	Special Order Only!	19-3/4"		1
C 88312	RDW-300H-3-D-ZA	Special Order Only!	11-7/8"		1
C 88012	RDW-450-D-ZA	Special Order Only!	78-3/4"	17-3/4"	1
C 88102	RDW-450-1-D-ZA	Special Order Only!	39-3/8"		1
C 88192	RDW-450-5-D-ZA	Special Order Only!	19-3/4"		1
C 88282	RDW-450-3-D-ZA	Special Order Only!	11-7/8"		1
C 88052	RDW-450H-D-ZA	Special Order Only!	78-3/4"	17-3/4"	1
C 88142	RDW-450H-1-D-ZA	Special Order Only!	39-3/8"		1
C 88232	RDW-450H-5-D-ZA	Special Order Only!	19-3/4"		1
C 88322	RDW-450H-3-D-ZA	Special Order Only!	11-7/8"		1
C 88022	RDW-600-D-ZA	Special Order Only!	78-3/4"	23-5/8"	1
C 88112	RDW-600-1-D-ZA	Special Order Only!	39-3/8"		1
C 88202	RDW-600-5-D-ZA	Special Order Only!	19-3/4"		1
C 88292	RDW-600-3-D-ZA	Special Order Only!	11-7/8"		1
C 88062	RDW-600H-D-ZA	Special Order Only!	78-3/4"	23-5/8"	1
C 88152	RDW-600H-1-D-ZA	Special Order Only!	39-3/8"		1
C 88242	RDW-600H-5-D-ZA	Special Order Only!	19-3/4"		1
C 88332	RDW-600H-3-D-ZA	Special Order Only!	11-7/8"		1
C 88032	RDW-900-D-ZA	Special Order Only!	78-3/4"	35-1/2"	1
C 88122	RDW-900-1-D-ZA	Special Order Only!	39-3/8"		1
C 88212	RDW-900-5-D-ZA	Special Order Only!	19-3/4"		1
C 88302	RDW-900-3-D-ZA	Special Order Only!	11-7/8"		1
C 88072	RDW-900H-D-ZA	Special Order Only!	78-3/4"	35-1/2"	1
C 88162	RDW-900H-1-D-ZA	Special Order Only!	39-3/8"		1
C 88252	RDW-900H-5-D-ZA	Special Order Only!	19-3/4"		1
C 88342	RDW-900H-3-D-ZA	Special Order Only!	11-7/8"		1

- Use RFJ (free coupler) for RD connection if you cut RD duct.
- Do not use for vertical applications.
- Size 450 (H), 600 (H), 900 (H) are supplied with reinforced plate for cover.
- Size 600 (H), 900 (H) are supplied with reinforced plate for joint.
- All sizes are supplied with reinforced wide plate for walkway.


**RE 90° FLAT ELL**



Code No.	Item No.	Width (W)	Height (H)	Length (L)	Pcs/Pkg
C 77125	RE-150-ZA	6"	4-3/8"	9-7/8"	1
C 85362	RE-300-D-ZA	11-7/8"	5-1/4"	19-3/4"	1
C 85372	RE-450-D-ZA	17-3/4"	5-1/4"	25-5/8"	1
C 85382	RE-600-D-ZA	23-5/8"	5-3/8"	31-1/2"	1
C 85392	RE-300H-D-ZA	11-7/8"	10"	19-3/4"	1
C 85402	RE-450H-D-ZA	17-3/4"	10"	25-5/8"	1
C 85412	RE-600H-D-ZA	23-5/8"	10"	31-1/2"	1

- Size 600 (H) is supplied with reinforced plate for cover. (It is an optional accessory for size 450H.)
- Size 600 (H) is supplied with reinforced plate for joint.
- Use RX-900 (H) as flat ell for size 900 (H).

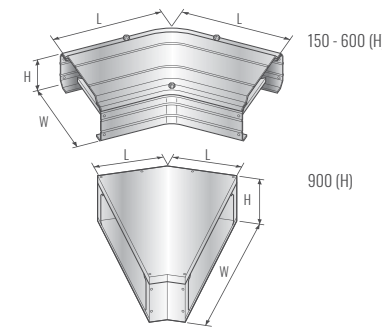
**REW 90° FLAT ELL - WALKWAY**



Code No.	Item No.	Width (W)	Height (H)	Length (L)	Pcs/Pkg	
C 88362	REW-300-D-ZA	Special Order Only!	11-7/8"	5-3/8"	19-3/4"	1
C 88372	REW-450-D-ZA	Special Order Only!	17-3/4"	5-3/8"	25-5/8"	1
C 88382	REW-600-D-ZA	Special Order Only!	23-5/8"	5-3/8"	31-1/2"	1
C 88392	REW-300H-D-ZA	Special Order Only!	11-7/8"	10"	19-3/4"	1
C 88402	REW-450H-D-ZA	Special Order Only!	17-3/4"	10"	25-5/8"	1
C 88412	REW-600H-D-ZA	Special Order Only!	23-5/8"	10"	31-1/2"	1

- Size 600 (H) is supplied with reinforced plate for joint.
- All sizes are supplied with reinforced wide plate for walkway.
- Use RXW-900 (H) as flat ell for size 900 (H).

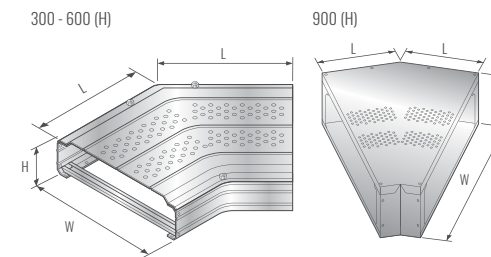
**RF 45° FLAT ELL**



Code No.	Item No.	Width (W)	Height (H)	L	Pcs/Pkg	
C 77125	RF-150-ZA	6"	4-3/8"	4-3/8"	1	
C 85432	RF-300-D-ZA	11-7/8"	5-1/4"	12-7/8"	1	
C 85442	RF-450-D-ZA	17-3/8"	5-1/4"	15-1/2"	1	
C 85452	RF-600-D-ZA	23-5/8"	5-3/8"	18"	1	
C 89045	RF-900-A-ZA	Special Order Only!	38-5/8"	7-7/8"	22"	1
C 85462	RF-300H-D-ZA	11-7/8"	10"	12-7/8"	1	
C 85472	RF-450H-D-ZA	17-3/4"	10"	15-1/2"	1	
C 85482	RF-600H-D-ZA	23-5/8"	10"	18"	1	
C 85295	RF-900H-D-ZA	Special Order Only!	38-5/8"	12-5/8"	22"	1

- Size 600 (H) is supplied with reinforced plate for cover. (It is an optional accessory for size 450H.) Size 600 (H) is supplied with reinforced plate for joint. Height of stand for size 900 (H) is 11/4" lower than ducting.

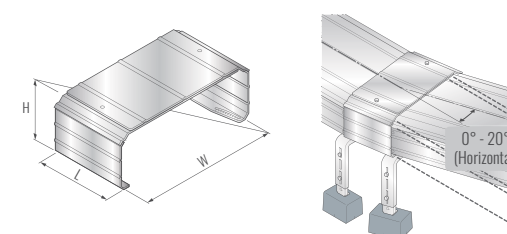
**RFW 45° FLAT ELL - WALKWAY**



Code No.	Item No.	Width (W)	Height (H)	L	Pcs/Pkg	
C 88432	RFW-300-ZA	Special Order Only!	11-7/8"	5-3/8"	12-7/8"	1
C 88442	RFW-450-D-ZA	Special Order Only!	17-3/4"	5-3/8"	15-1/2"	1
C 88452	RFW-600-D-ZA	Special Order Only!	23-5/8"	5-3/8"	15-1/8"	1
C 88441	RFW-900-D-ZA	Special Order Only!	38-5/8"	7-7/8"	22"	1
C 88462	RFW-300H-D-ZA	Special Order Only!	11-7/8"	10"	19-3/4"	1
C 88472	RFW-450H-D-ZA	Special Order Only!	17-3/4"	10"	25-5/8"	1
C 88482	RFW-600H-D-ZA	Special Order Only!	23-5/8"	10"	31-1/2"	1
C 88841	RFW-900H-C-ZA	Special Order Only!	38-5/8"	12-5/8"	22"	1

- Size 600(H) is supplied with reinforced plate for joint. All sizes are supplied with reinforced wide plate for walkway. Height of stand for size 900 (H) is 11/4" lower than straight duct.

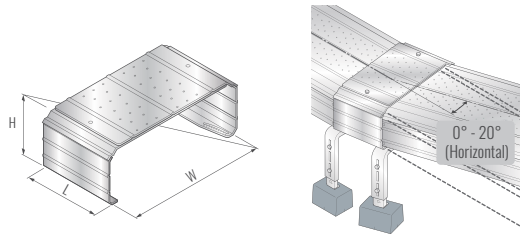
**RFS ADJUSTABLE ELL**



Code No.	Item No.	Width (W)	Height (H)	L	Pcs/Pkg	
C 81610	RFW-300-ZA	Special Order Only!	12"	5-1/2"	9-1/2"	1
C 81611	RFW-450-ZA	Special Order Only!	17-7/8"	5-1/2"	11-1/2"	1
C 81612	RFW-600-ZA	Special Order Only!	23-7/8"	5-1/2"	13-1/2"	1
C 81613	RFW-900-ZA	Special Order Only!	38-5/8"	5-1/2"	17-3/8"	1
C 81614	RFW-300H-ZA	Special Order Only!	12"	10-1/4"	9-1/2"	1
C 81615	RFW-450H-ZA	Special Order Only!	17-7/8"	10-1/4"	11-1/2"	1
C 81616	RFW-600H-ZA	Special Order Only!	23-7/8"	10-1/4"	13-1/2"	1
C 81617	RFW-900H-ZA	Special Order Only!	38-5/8"	10-1/4"	17-3/8"	1

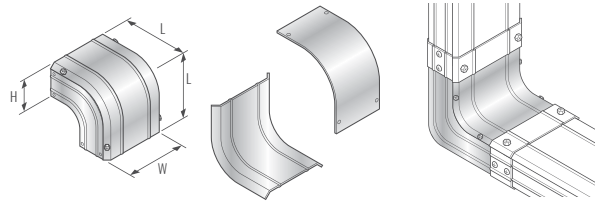


## RFSW ADJUSTABLE ELL - WALKWAY



Code No.	Item No.	Width (W)	Height (H)	L	Pcs/Pkg	
C 81620	RFSW-300-ZA	Special Order Only!	12"	5-1/2"	9-1/2"	1
C 81621	RFSW-450-ZA	Special Order Only!	17-7/8"	5-1/2"	11-1/2"	1
C 81622	RFSW-600-ZA	Special Order Only!	23-7/8"	5-1/2"	13-1/2"	1
C 81623	RFSW-900-ZA	Special Order Only!	38-5/8"	5-1/2"	17-3/8"	1
C 81624	RFSW-300H-ZA	Special Order Only!	12"	10-1/4"	9-1/2"	1
C 81625	RFSW-450H-ZA	Special Order Only!	17-7/8"	10-1/4"	11-1/2"	1
C 81626	RFSW-600H-ZA	Special Order Only!	23-7/8"	10-1/4"	13-1/2"	1
C 81627	RFSW-900H-ZA	Special Order Only!	38-5/8"	10-1/4"	17-3/8"	1

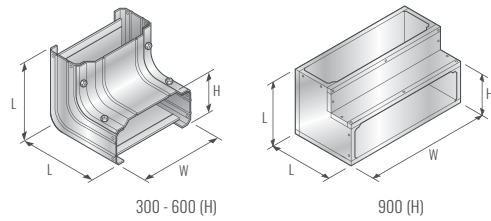
## RC 90° VERTICAL ELL <SIZE 150>



Code No.	Item No.	Width (W)	Height (H)	L	Pcs/Pkg
C 77135	RC-150-ZA	6"	4-3/8"	8-3/8"	1

Includes 2 extra parts which allows this fitting to be used as an inside vertical ell or an outside vertical ell.

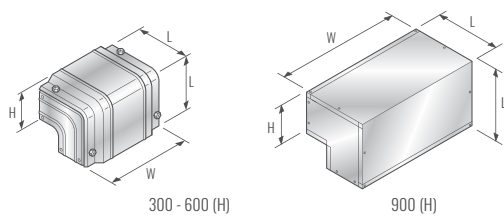
## RCI 90° INSIDE VERTICAL ELL



Code No.	Item No.	Width (W)	Height (H)	L	Pcs/Pkg	
C 85642	RCI-300-C-ZA	11-7/8"	11-7/8"	11-7/8"	1	
C 85652	RCI-450-C-ZA	17-3/4"	17-3/4"	17-3/4"	1	
C 85662	RCI-600-C-ZA	23-5/8"	23-5/8"	23-5/8"	1	
C 89055	RCI-900-A-ZA	Special Order Only!	38-5/8"	38-5/8"	38-5/8"	1
C 85672	RCI-300H-C-ZA	11-7/8"	11-7/8"	11-7/8"	1	
C 85682	RCI-450H-C-ZA	17-3/4"	17-3/4"	17-3/4"	1	
C 85692	RCI-600H-C-ZA	23-5/8"	23-5/8"	23-5/8"	1	
C 89305	RCI-900H-A-ZA	Special Order Only!	38-5/8"	38-5/8"	38-5/8"	1

To connect between elbow fittings on size 900 (H), use RXI.

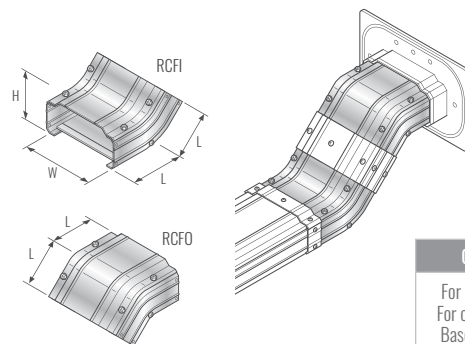
## RCO 90° OUTSIDE VERTICAL ELL



Code No.	Item No.	Width (W)	Height (H)	L	Pcs/Pkg	
C 85712	RCO-300-C-ZA	11-7/8"	11-7/8"	11-7/8"	1	
C 85722	RCO-450-C-ZA	17-3/4"	17-3/4"	17-7/8"	1	
C 85732	RCO-600-C-ZA	23-5/8"	23-5/8"	11-7/8"	1	
C 89065	RCO-900-A-ZA	Special Order Only!	38-5/8"	38-5/8"	15"	1
C 85742	RCO-300H-C-ZA	11-7/8"	11-7/8"	15-7/8"	1	
C 85752	RCO-450H-C-ZA	17-3/4"	17-3/4"	15-7/8"	1	
C 85762	RCO-600H-C-ZA	23-5/8"	23-5/8"	15-7/8"	1	
C 89315	RCO-900H-A-ZA	Special Order Only!	38-5/8"	38-5/8"	19-5/8"	1

To connect between elbow fittings on size 900 (H), use RXI.

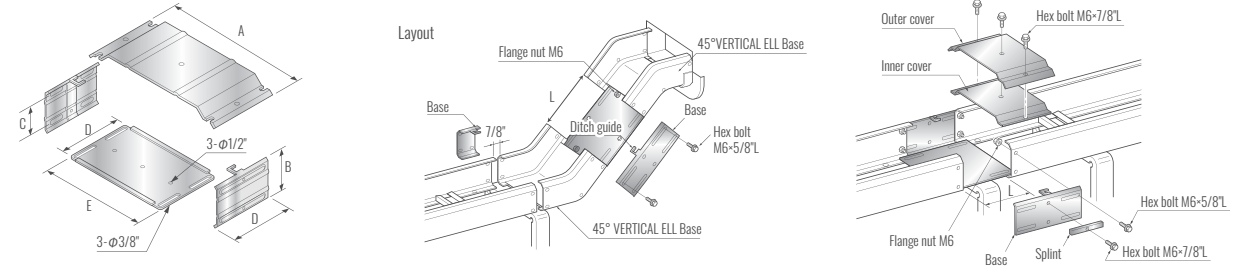
## RCF 45° VERTICAL ELL



**Contents**  
For inside x 1pc.  
For outside x 1pc.  
Baseplate x 1pc.  
\*Except 900 (H)

Code No.	Item No.	Part No.	Width (W)	Height (H)	L	Pcs/Pkg
C 77145	RCF-150-ZA	-	6"	4-3/8"	4-3/8"	1 set
C 85782	RCF-300-C-ZA	-	11-7/8"	5-1/4"	5-7/8"	1 set
C 85792	RCF-450-C-ZA	-	17-3/4"	5-1/4"	5-7/8"	1 set
C 85802	RCF-600-C-ZA	-	23-5/8"	5-3/8"	5-7/8"	1 set
C 85812	RCO-900-C-ZA	-	35-1/2"	5-3/8"	7-7/8"	1 set
C 85822	RCF-300H-C-ZA	-	17-7/8"	10"	7-7/8"	1 set
C 85842	RCF-450H-C-ZA	-	17-3/4"	10"	7-7/8"	1 set
C 85852	RCF-600H-C-ZA	-	23-5/8"	10"	7-7/8"	1 set
C 85862	RCO-900H-C-ZA	RCFI-900H-C-ZA	35-1/2"	10"	7-7/8"	1 set
C 85872	Special Order Only!	RCFO-900H-C-ZA			8-1/4"	1 set

## RSS ADJUSTABLE COUPLER

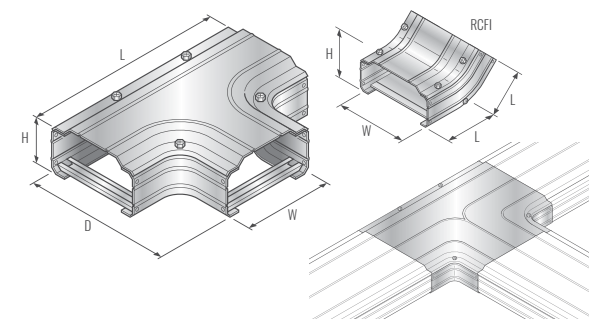


Code No.	Item No.	A	B	C	D	E	L	Pcs/Pkg
C 85637	RSS-300-1-A-ZA	11-3/4"	4-1/4"	2-3/8"	6-3/8"	10-1/2"	7/8" - 4-3/4"	1
C 85647	RSS-300-2-A-ZA				10-1/4"		4-3/4" - 8-3/4"	1
C 85657	RSS-300-3-A-ZA				14-1/4"		8-3/4" - 12-5/8"	1
C 85667	RSS-450-1-A-ZA	17-5/8"			6-3/8"	16-1/2"	7/8" - 4-3/4"	1
C 85677	RSS-450-2-A-ZA				10-1/4"		4-3/4" - 8-3/4"	1
C 85687	RSS-450-3-A-ZA				14-1/4"		8-3/4" - 12-5/8"	1
C 85697	RSS-600-1-A-ZA	23-5/8"	6-3/8"	22-3/8"	7/8" - 4-3/4"	1		
C 85707	RSS-600-2-A-ZA		10-1/4"		4-3/4" - 8-3/4"	1		
C 85717	RSS-600-3-A-ZA		14-1/4"		8-3/4" - 12-5/8"	1		
C 84937	RSS-900-1-A-ZA	Special Order Only!	34-1/8"	6-3/8"	34-1/8"	7/8" - 4-3/4"	1	
C 84947	RSS-900-2-A-ZA	Special Order Only!				4-3/4" - 8-3/4"	1	
C 84957	RSS-900-3-A-ZA	Special Order Only!				8-3/4" - 12-5/8"	1	

Code No.	Item No.	A	B	C	D	E	L	Pcs/Pkg
C 84597	RSS-300H-1-A-ZA	11-3/4"	8-7/8"	5-5/8"	6-3/8"	10-1/2"	7/8" - 4-3/4"	1
C 84607	RSS-300H-2-A-ZA				10-1/4"		4-3/4" - 8-3/4"	1
C 84617	RSS-300H-3-A-ZA				14-1/4"		8-3/4" - 12-5/8"	1
C 85727	RSS-450H-1-A-ZA	17-5/8"			6-3/8"	16-1/2"	7/8" - 4-3/4"	1
C 85737	RSS-450H-2-A-ZA				10-1/4"		4-3/4" - 8-3/4"	1
C 85747	RSS-450H-3-A-ZA				14-1/4"		8-3/4" - 12-5/8"	1
C 85757	RSS-600H-1-A-ZA	23-5/8"	6-3/8"	22-3/8"	7/8" - 4-3/4"	1		
C 85767	RSS-600H-2-A-ZA		10-1/4"		4-3/4" - 8-3/4"	1		
C 85777	RSS-600H-3-A-ZA		14-1/4"		8-3/4" - 12-5/8"	1		
C 84967	RSS-900H-1-A-ZA	Special Order Only!	35-3/8"	6-3/8"	34-1/8"	7/8" - 4-3/4"	1	
C 84977	RSS-900H-2-A-ZA	Special Order Only!				4-3/4" - 8-3/4"	1	
C 84987	RSS-900H-3-A-ZA	Special Order Only!				8-3/4" - 12-5/8"	1	

RSS cannot be connected directly into a WALKWAY elbow unless it is extended to its maximum length and is attached using the outer edges of the slotted fixing holes along its side and bottom.  
ADJUSTABLE COUPLER - WALKWAY (RSSW) is a non-standard item, only available at special order.  
When connecting RSS to 78-3/4" or 39-3/8" length of RD duct or to 45° VERTICAL ELL elbow (RCF), the baseplate cannot be installed. If you need to install the baseplate, please install in your responsibility.

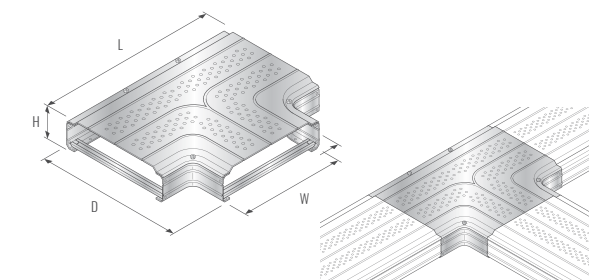
## RT TEE



Code No.	Item No.	Width (W)	Height (H)	D	L	Pcs/Pkg
C 77115	RT-150-ZA	6"	4-3/4"	9-7/8"	13-7/8"	1
C 85502	RT-300-D-ZA	11-7/8"	5-1/4"	19-5/8"	27-5/8"	1
C 85512	RT-450-D-ZA	17-3/4"	5-1/4"	25-1/2"	33-1/2"	1
C 85522	RT-600-D-ZA	23-5/8"	5-3/8"	31-1/2"	39-3/8"	1
C 85532	RT-300H-D-ZA	11-7/8"	10"	19-3/4"	27-5/8"	1
C 88542	RT-450H-D-ZA	17-3/4"	10"	25-3/8"	33-1/2"	1
C 88552	RT-600H-D-ZA	23-5/8"	10"	31-1/2"	39-3/8"	1

Size 600 (H) is supplied with reinforced plate for joint.  
Use RX-900 (H) for size 900 (H).

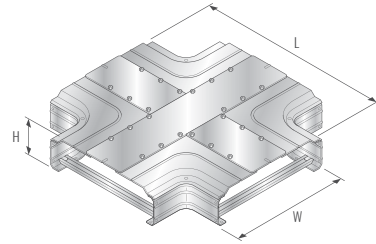
## RTW TEE - WALKWAY



Code No.	Item No.	Width (W)	Height (H)	D	L	Pcs/Pkg	
C 88502	RTW-300-D-ZA	Special Order Only!	11-7/8"	5-3/8"	19-3/4"	27-5/8"	1
C 88512	RTW-450-D-ZA	Special Order Only!	17-3/4"	5-3/8"	25-5/8"	33-1/2"	1
C 88522	RTW-600-D-ZA	Special Order Only!	23-5/8"	5-3/8"	31-1/2"	39-3/8"	1
C 85532	RTW-300H-D-ZA	Special Order Only!	11-7/8"	10"	19-3/4"	27-5/8"	1
C 88542	RTW-450H-D-ZA	Special Order Only!	17-3/4"	10"	25-5/8"	33-1/2"	1
C 88552	RTW-600H-D-ZA	Special Order Only!	23-5/8"	10"	31-1/2"	39-3/8"	1

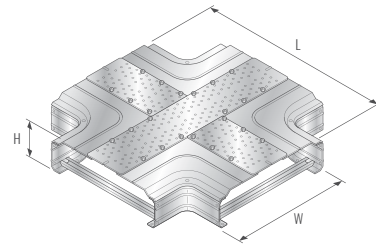
Size 600 (H) is supplied with reinforced plate for joint.  
All sizes are supplied with reinforced wide plate for walkway.  
Use RXW-900 (H) for size 900 (H).

**RXN CROSS COUPLER**



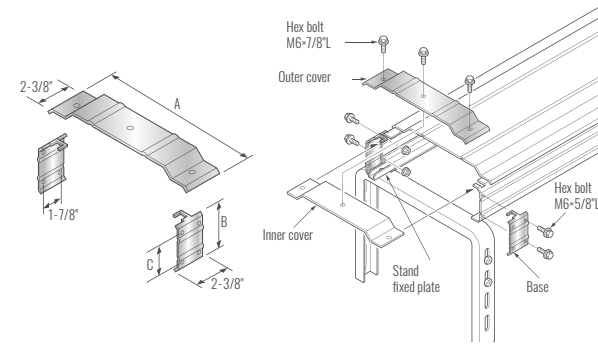
Code No.	Item No.	Width (W)	Height (H)	L	Pcs/Pkg
C 85572	RXN-300-D-ZA	11-7/8"	5-1/4"	27-5/8"	1
C 85582	RXN-450-D-ZA	17-3/4"	5-1/4"	33-1/2"	1
C 85592	RXN-600-D-ZA	23-5/8"	5-3/8"	39-3/8"	1
C 85602	RXN-300H-D-ZA	11-7/8"	10"	27-5/8"	1
C 85612	RXN-450H-D-ZA	17-3/4"	10"	33-1/2"	1
C 85622	RXN-600H-D-ZA	23-5/8"	10"	39-3/8"	1

**RXNW CROSS COUPLER - WALKWAY**



Code No.	Item No.	Width (W)	Height (H)	L	Pcs/Pkg	
C 85572	RXNW-300-D-ZA	Special Order Only!	11-7/8"	5-3/8"	27-5/8"	1
C 88582	RXNW-450-D-ZA	Special Order Only!	17-3/4"	5-3/8"	33-1/2"	1
C 88592	RXNW-600-D-ZA	Special Order Only!	23-5/8"	5-3/8"	39-3/8"	1
C 88602	RXNW-300H-D-ZA	Special Order Only!	11-7/8"	10"	27-5/8"	1
C 88612	RXNW-450H-D-ZA	Special Order Only!	17-3/4"	10"	33-1/2"	1
C 88622	RXNW-600H-D-ZA	Special Order Only!	23-5/8"	10"	39-3/8"	1

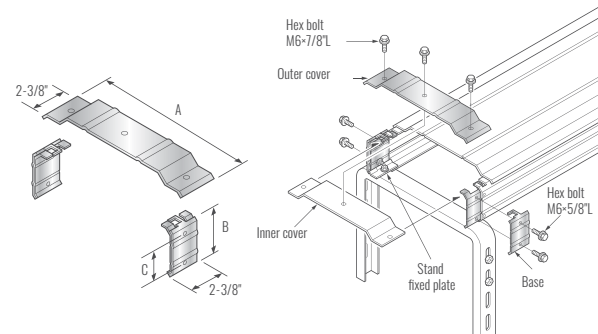
**RSJ COUPLER - For standard length duct & fittings**



Code No.	Item No.	Width (W)	Height (H)	L	Pcs/Pkg	
C 77167	RSJ-150-A-ZA	6-1/8"	4-1/4"	-	15	
C 85537	RSJ-300-A-ZA	11-5/8"	4-1/4"	2-3/8"	15	
C 85547	RSJ-450-A-ZA	17-5/8"	4-1/4"	2-3/8"	15	
C 85557	RSJ-600-A-ZA	23-1/2"	4-1/4"	2-3/8"	9	
C 84917*	RSJ-900-A-ZA	Special Order Only!	35-1/4"	4-1/4"	2-3/8"	1
C 84557	RSJ-300H-A-ZA	11-5/8"	8-7/8"	8-7/8"	9	
C 85567	RSJ-450H-A-ZA	17-5/8"	8-7/8"	8-7/8"	9	
C 85577	RSJ-600H-A-ZA	22-3/4"	8-7/8"	8-7/8"	9	
C 84927*	RSJ-900H-A-ZA	Special Order Only!	35-1/4"	8-7/8"	8-7/8"	1

\*To attach 900(H) ells, use RXJ coupler.

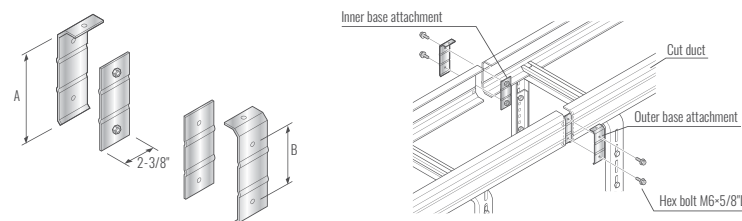
**RFJ FREE COUPLER (A TYPE) - For cut part of duct (Mounted on the wall in vertical installation)**



Code No.	Item No.	Width (W)	Height (H)	L	Pcs/Pkg	
C 77177	RFJ-150-A-ZA	6-1/8"	4-1/4"	-	15	
C 85587	RFJ-300-A-ZA	11-5/8"	4-1/4"	2-3/8"	15	
C 85597	RFJ-450-A-ZA	17-5/8"	4-1/4"	2-3/8"	15	
C 85607	RFJ-600-A-ZA	23-1/2"	4-1/4"	2-3/8"	9	
C 84877*	RFJ-900-A-ZA	Special Order Only!	35-1/4"	4-1/4"	2-3/8"	1
C 84567	RFJ-300H-A-ZA	11-5/8"	8-7/8"	8-7/8"	9	
C 85617	RFJ-450H-A-ZA	17-5/8"	8-7/8"	8-7/8"	9	
C 85627	RFJ-600H-A-ZA	23-1/2"	8-7/8"	8-7/8"	9	
C 84887*	RFJ-900H-A-ZA	Special Order Only!	35-1/4"	8-7/8"	8-7/8"	1

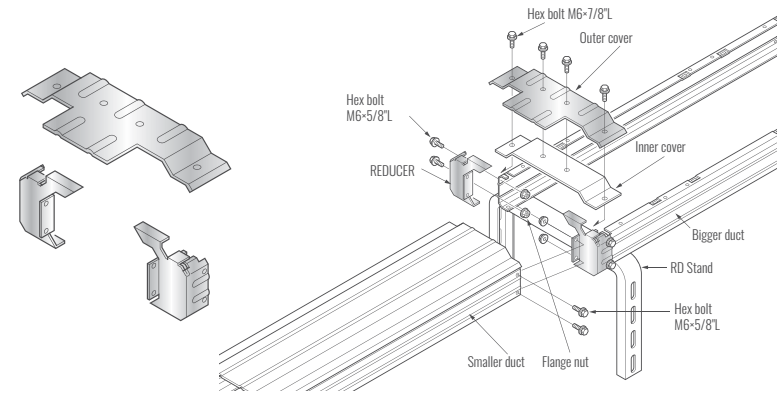
\*To attach 900(H) ells, use RXJ coupler.

**RFJ FREE COUPLER (S/H TYPE) - For cut part of duct (Mounted on the wall in vertical installation)**



Code No.	Item No.	A	B	Pcs/Pkg
C 85901	RFJ-S-ZA	3-1/4"	1-1/4"	1
C 85911	RFJ-H-ZA	8"	3"	1

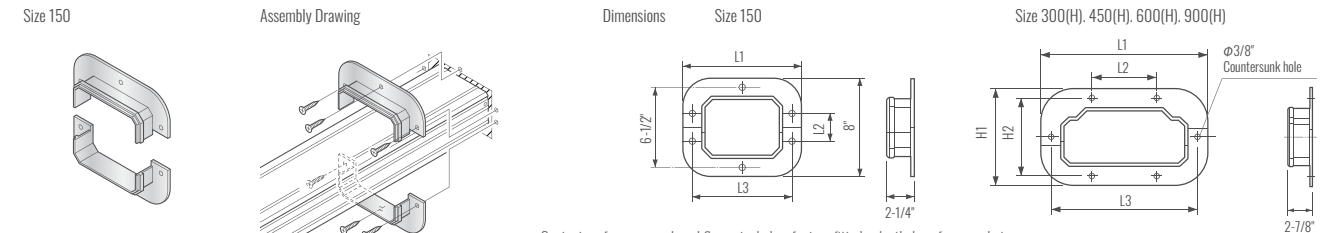
**RR REDUCER**



Baseplate is not available for REDUCER. For applications on vertical wall, do not use brackets to mount RR Reducer. If you need to install, please make and install the baseplate in advance in your responsibility.

Code No.	Item No.	Pcs/Pkg
C 85437	RR-300-150-A-ZA	1
C 85447	RR-450-300-A-ZA	1
C 85457	RR-600-300-A-ZA	1
C 85467	RR-600-450-A-ZA	1
C 84897	RR-900-600-A-ZA	Special Order Only!
C 84547	RR-300H-300-A-ZA	1
C 88957	RR-450H-300H-A-ZA	1
C 85487	RR-450H-450-A-ZA	1
C 88967	RR-600H-300H-A-ZA	1
C 85507	RR-600H-450-A-ZA	1
C 85527	RR-600H-600-A-ZA	1
C 85517	RR-600H-450H-A-ZA	1
C 84907	RR-900H-600H-A-ZA	Special Order Only!

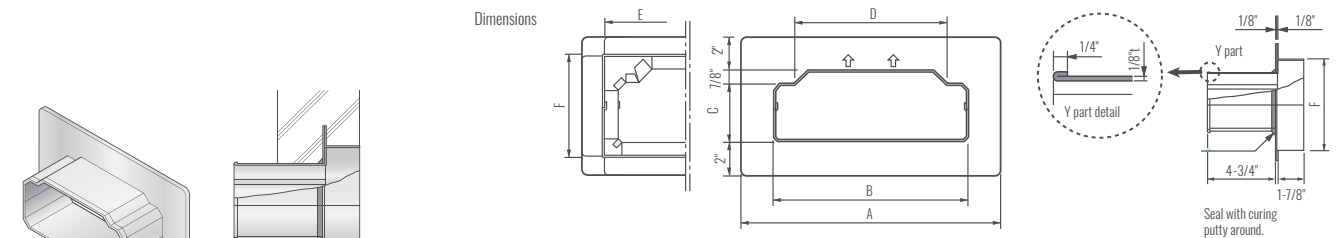
**RWP WALL FLANGE**



Contact surfaces on neck and flange include a factory fitted polyethylene foam gasket.

Code No.	Item No.	L1	L2	L3	H1	H2	Pcs/Pkg
C 77185	RWP-150-ZA	9-5/8"	2-1/4"	8-1/8"	-	-	1
C 75115	RWP-300-ZA	16-3/8"	6-3/8"	14-3/8"	9-5/8"	7-5/8"	1
C 75165	RWP-450-ZA	22-1/4"	12-1/4"	20-1/4"	9-5/8"	7-5/8"	1
C 79205	RWP-600-ZA	28-1/8"	15-3/4"	26-1/4"	9-5/8"	7-5/8"	1
C 89186	RWP-900-A-ZA	Special Order Only!	40"	25-5/8"	38"	9-5/8"	7-5/8"
C 84675	RWP-300H-ZA	16-3/8"	6-3/8"	14-3/8"	14-3/8"	12-3/8"	1
C 76865	RWP-450H-ZA	22-1/4"	12-1/4"	20-1/4"	14-3/8"	12-3/8"	1
C 79355	RWP-600H-ZA	28-1/8"	15-3/4"	26-1/4"	14-3/8"	12-3/8"	1
C 89466	RWP-900H-A-ZA	Special Order Only!	40"	25-5/8"	38"	14-3/8"	12-3/8"

**RSB WALL SLEEVE - Use in combination with RWP**

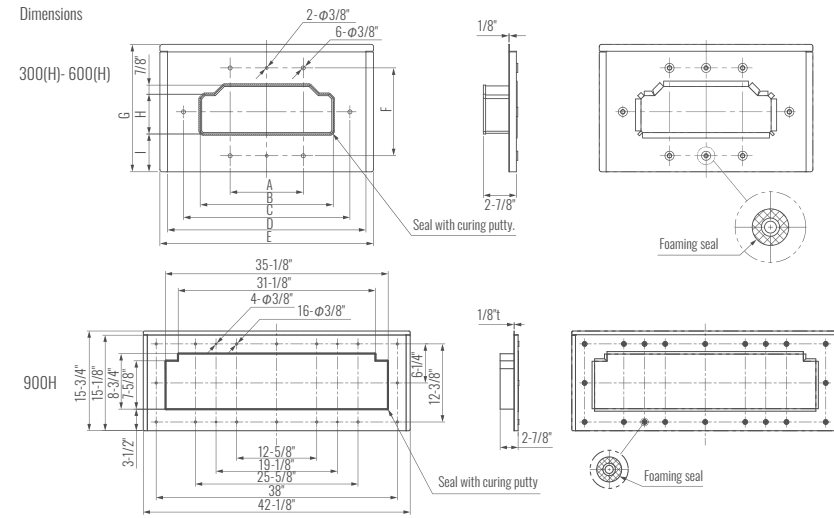
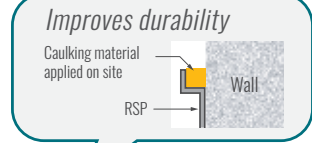


Use CHAMBER BOX (CB) for size 900 (H).

Code No.	Item No.	A	B	C	D	E	F	Pcs/Pkg
C 85835	RSB-300-ZA	15-1/2"	11-1/2"	3-1/2"	9"	13-1/8"	5-7/8"	1
C 85845	RSB-450-ZA	21-3/8"	17-3/8"	3-1/2"	15"	19"	5-7/8"	1
C 85855	RSB-600-ZA	27-1/4"	23-3/8"	3-1/2"	20-7/8"	24-7/8"	5-7/8"	1
C 84635	RSB-300H-ZA	15-1/2"	11-1/2"	8-1/4"	9"	13-1/8"	10-5/8"	1
C 85865	RSB-450H-ZA	21-3/8"	17-3/8"	8-1/4"	15"	19"	10-5/8"	1
C 85875	RSB-600H-ZA	27-1/4"	23-3/8"	8-1/4"	20-7/8"	24-7/8"	10-5/8"	1

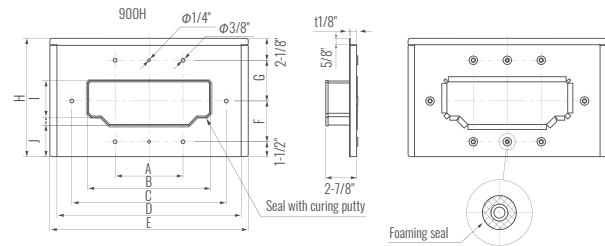
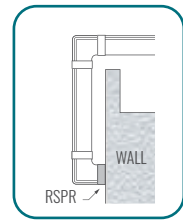
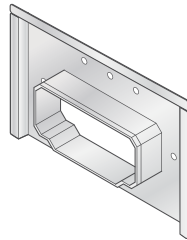
**RSP CUTOFF WALL PLATE - Use in combination with RWP**

Integral recess for sealant material facilitates caulking on site, provides a reliable seal and improves durability.

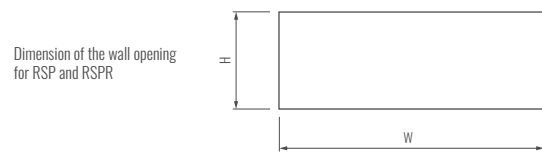


Code No.	Item No.	A	B	C	D	E	F	G	H	I	Pcs/Pkg
<b>C</b> 85787	RSP-300-A-ZA	6-3/8"	11-1/2"	14-1/4"	17-1/8"	18-1/2"	7-5/8"	11"	3-1/2"	3-3/8"	1
<b>C</b> 85797	RSP-450-A-ZA	12-1/4"	17-3/8"	20-1/4"	23"	24-3/8"				3-3/8"	1
<b>C</b> 85807	RSP-600-A-ZA	15-3/4"	23-3/8"	26-1/4"	29"	30-1/4"				3-3/8"	1
<b>C</b> 84627	RSP-300H-A-ZA	6-3/8"	11-1/2"	14-1/4"	17-1/8"	18-1/2"	12-3/8"	15-3/4"	8-1/4"	3-1/4"	1
<b>C</b> 85817	RSP-450H-A-ZA	12-1/4"	17-3/8"	20-1/4"	23"	24-3/8"					1
<b>C</b> 85827	RSP-600H-A-ZA	15-3/4"	23-3/8"	26-1/4"	29"	30-1/4"					1
<b>C</b> 89497	RSP-900H-A-ZA	Special Order Only!		Refer the dimension							1

**RSPR CUTOFF WALL PLATE (UPSIDE DOWN)- Use in combination with RWP**

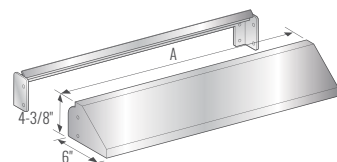


Code No.	Item No.	A	B	C	D	E	F	G	H	I	J	Pcs/Pkg
<b>C</b> 86311	RSPR-300-A-ZA	6-3/8"	11-1/2"	14-1/4"	17-1/8"	18-1/2"	3-7/8"	3-3/4"	11"	3-1/2"	2-7/8"	1
<b>C</b> 86312	RSPR-450-A-ZA	12-1/4"	17-3/8"	20-1/4"	23"	24-3/8"	3-7/8"	3-3/4"	11"	3-1/2"	2-7/8"	1
<b>C</b> 86313	RSPR-600-A-ZA	15-3/4"	23-3/8"	26-1/4"	29"	30-1/4"	3-7/8"	3-3/4"	11"	3-1/2"	2-7/8"	1
<b>C</b> 86315	RSPR-300H-A-ZA	6-3/8"	11-1/2"	14-1/4"	17-1/8"	18-1/2"	6-1/4"	6-1/8"	15-3/4"	8-1/4"	3"	1
<b>C</b> 86316	RSPR-450H-A-ZA	12-1/4"	17-3/8"	20-1/4"	23"	24-3/8"	6-1/4"	6-1/8"	15-3/4"	8-1/4"	3"	1



Size	W	H
300/300H	11-7/8"	4-3/4" / 9-3/8"
450/450H	11-3/4"	4-3/4" / 9-3/8"
600/600H	23-5/8"	4-3/4" / 9-3/8"
900/900H	35-1/2"	4-3/4" / 9-3/8"

**RSPC PROTECT COVER FOR CUTOFF WALL PLATE**

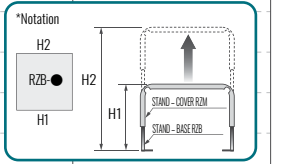


Code No.	Item No.	A	Pcs/Pkg
<b>C</b> 86321	RSPC-300-ZA	22-1/8"	1
<b>C</b> 86322	RSPC-450-ZA	28"	1
<b>C</b> 86323	RSPC-600-ZA	34"	1
<b>C</b> 86324	RSPC-900-ZA	45-3/4"	1

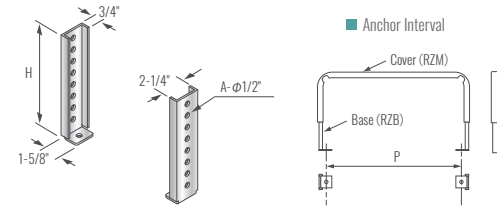
**Bracket Selector Table: 300(H), 450(H), 600(H), 900(H)**

- To select the combination of bracket and riser which gives the required height, refer to the right table.
- If several combinations of bracket and riser give the desired height, the combination found in the column closest to the height will give the most practical selection.
- The combination of S Type RZB Risers and S Type RZM Brackets are only used for vertical wall mounted applications.

Height	RZM-S Type	RZM-MS Type	RZM-MM Type	RZM-M Type	RZM-L Type
37-1/2"					37-1/8" RZB-L
35-1/2"					
33-1/2"					
31-1/2"					31-1/8" RZB-L
29-5/8"			28-3/4" RZB-L		
27-5/8"					
25-5/8"		25-1/4" RZB-L			
23-5/8"	23-1/4" RZB-L	21-3/8" RZB-L			
21-3/4"	21-3/8" RZB-L		21-3/8" RZB-M		21-3/8" RZB-S
19-3/4"					19" RZB-S
17-3/4"		17-3/4" RZB-ML			19" RZB-M
15-3/4"	15-3/4" RZB-ML				15" RZB-S
13-7/8"	13-7/8" RZB-S		12-5/8" RZB-M		13" RZB-S
11-7/8"					13" RZB-M
9-7/8"	9-1/8" RZB-M		10-3/4" RZB-S		10-3/4" RZB-M
7-7/8"	7-1/8" RZB-S	7-1/8" RZB-S			
6"					
4"					

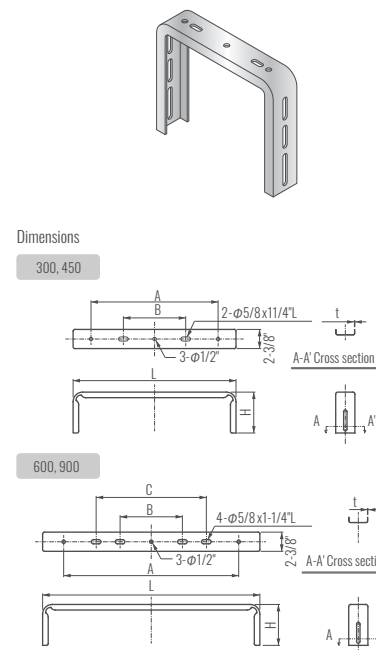


**RZB RISER for RZM BRACKET - Use in combination with RZM**



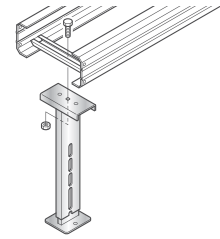
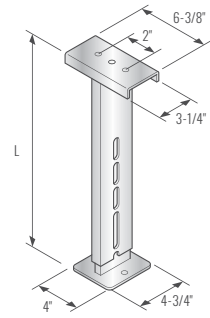
Type	P	Type	Code No.	Item No.	A	H	Pcs/Pkg
300	12-1/8"	S	<b>C</b> 73695	RZB-S-A-ZA	1/4"	4"	20 set
450	18"	M	<b>C</b> 73705	RZB-M-A-ZA	3/8"	7-7/8"	20 set
600	24-3/4"	ML	<b>C</b> 73815	RZB-ML-A-ZA	1/2"	12-5/8"	10 set
900	36-1/2"	L	<b>C</b> 73715	RZB-L-A-ZA	7/8"	20-1/8"	10 set

**RZM BRACKET for RD DUCT - Use in combination with RZB**



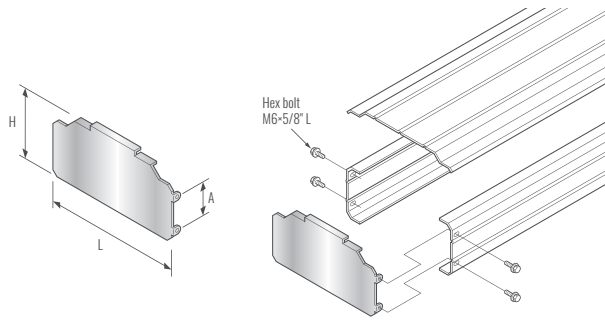
Type	Code No.	Item No.	A	B	C	H	L	I	Pcs/Pkg	
S	<b>C</b> 73535	RZM-300-S-A-ZA	9-7/8"	7-3/4"	-	5-1/8"	14-1/4"	1/8"	2	
	<b>C</b> 73545	RZM-450-S-A-ZA	15-3/4"	7-3/4"	-	5-1/8"	20-1/8"	1/8"	2	
	<b>C</b> 73555	RZM-600-S-A-ZA	21-3/4"	7-3/4"	13-5/8"	5-1/8"	26-7/8"	1/8"	2	
	<b>C</b> 73565	RZM-900-S-A-ZA	Special Order Only!	33-1/2"	13-5/8"	23-5/8"	5-1/8"	38-5/8"	1/8"	2
MS	<b>C</b> 73575	RZM-300-MS-A-ZA	9-7/8"	7-3/4"	-	7-1/8"	14-1/4"	1/8"	2	
	<b>C</b> 73585	RZM-450-MS-A-ZA	15-3/4"	7-3/4"	-	7-1/8"	20-1/8"	1/8"	2	
	<b>C</b> 73595	RZM-600-MS-A-ZA	21-3/4"	7-3/4"	13-5/8"	7-1/8"	26-7/8"	1/8"	2	
	<b>C</b> 73605	RZM-900-MS-A-ZA	Special Order Only!	33-1/2"	13-5/8"	23-5/8"	7-1/8"	38-5/8"	1/8"	2
MM	<b>C</b> 73825	RZM-300-MM-A-ZA	9-7/8"	7-3/4"	-	10-3/4"	14-1/4"	1/8"	2	
	<b>C</b> 73835	RZM-450-MM-A-ZA	15-3/4"	7-3/4"	-	10-3/4"	20-1/8"	1/8"	2	
	<b>C</b> 73845	RZM-600-MM-A-ZA	21-3/4"	7-3/4"	13-5/8"	10-3/4"	26-7/8"	1/8"	2	
	<b>C</b> 73855	RZM-900-MM-A-ZA	Special Order Only!	33-1/2"	13-5/8"	23-5/8"	10-3/4"	38-5/8"	1/8"	2
M	<b>C</b> 73615	RZM-300-M-A-ZA	9-7/8"	7-3/4"	-	13"	14-1/4"	1/8"	2	
	<b>C</b> 73625	RZM-450-M-A-ZA	15-3/4"	7-3/4"	-	13"	20-1/8"	1/8"	2	
	<b>C</b> 73635	RZM-600-M-A-ZA	21-3/4"	7-3/4"	13-5/8"	13"	26-7/8"	1/8"	2	
	<b>C</b> 73645	RZM-900-M-A-ZA	Special Order Only!	33-1/2"	13-5/8"	23-5/8"	13"	38-5/8"	1/8"	2
L	<b>C</b> 73655	RZM-300-L-A-ZA	9-7/8"	7-3/4"	-	18-7/8"	14-1/4"	1/8"	2	
	<b>C</b> 73665	RZM-450-L-A-ZA	15-3/4"	7-3/4"	-	18-7/8"	20-1/8"	1/8"	2	
	<b>C</b> 73675	RZM-600-L-A-ZA	21-3/4"	7-3/4"	13-5/8"	18-7/8"	26-7/8"	1/8"	2	
	<b>C</b> 73685	RZM-900-L-A-ZA	Special Order Only!	33-1/2"	13-5/8"	23-5/8"	18-7/8"	38-5/8"	1/8"	2

**RZ-150 SINGLE BRACKET for Horizontal Installation (SIZE 150) - Not for vertical installation**



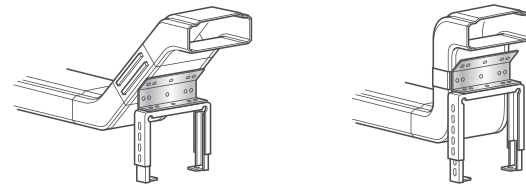
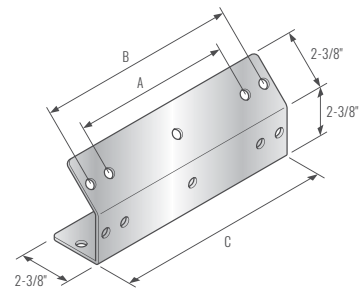
Code No.	Item No.	L	Pcs/Pkg
C 86135	RZ-150-M-ZA	11-1/8" - 19"	2
C 86175	RZ-150-L-ZA	19" - 28"	2
C 86215	RZ-150-LL-ZA	28" - 37-1/8"	2

**REC END CAP**



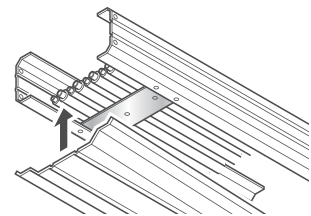
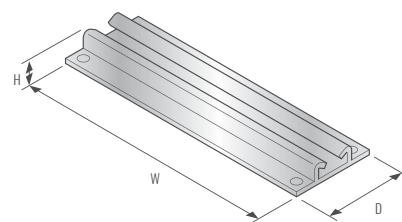
Code No.	Item No.	L	H	A	Pcs/Pkg
C 77215	REC-150-ZA	6"	4-3/8"	2-3/8"	1
C 85975	REC-300-ZA	11-3/4"	5"	2-3/8"	1
C 85985	REC-450-ZA	17-5/8"	5"	2-3/8"	1
C 85995	REC-600-ZA	23-1/2"	5"	2-3/8"	1
C 88335	REC-900-ZA	Special Order Only!	35-3/8"	5"	2-3/8"
C 84645	REC-300H-ZA	11-3/4"	9-3/4"	5-3/8"	1
C 86005	REC-450H-ZA	17-5/8"	9-3/4"	5-3/8"	1
C 86015	REC-600H-ZA	23-1/2"	9-3/4"	5-3/8"	1
C 88345	REC-900H-ZA	Special Order Only!	35-3/8"	9-3/4"	5-3/8"

**RZC BRACKET ATTACHMENT PLATE for VERTICAL ELL**




Code No.	Item No.	A	B	C	Pcs/Pkg
C 86285	RZC-300-ZA	7-3/4"	9-7/8"	10-5/8"	1
C 86295	RZC-450-ZA	7-3/4"	15-3/4"	16-1/2"	1
C 86305	RZC-600-ZA	13-5/8"	21-5/8"	22-3/8"	1
C 89685	RZC-900-ZA	Special Order Only!	23-5/8"	33-1/2"	1

**RDK LINESET SUPPORT STRUT**



Code No.	Item No.	Compliant duct size	W	D	H	Pcs/Pkg
C 74865	RDK-300-ZA	300 (H)	10-1/2"	3-1/4"	5/8"	2
C 74885	RDK-450-ZA	450 (H)	16-1/2"	3-1/4"	5/8"	2
C 74845	RDK-600-ZA	600 (H)	22-3/8"	3-1/4"	5/8"	1





## Thermal insulated drain-up hose kit for indoor AC units

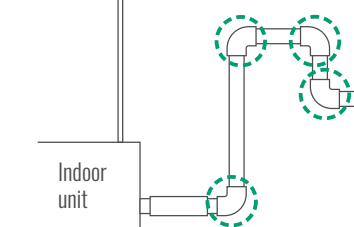
DSH-UP drain-up hose kit makes it easy to install drain-up piping on indoor commercial AC systems. It eliminates piecing together PVC with multiple adhesive connections, and the risk of water leakage from cement failure. DSH-UP features a flexible insulated drain hose with pre-connected hose fittings that quickly connect to PVC pipes with just a hose band, reducing installation time and the risk of condensation.

✓ REPLACE MULTIPLE ADHESIVE CONNECTIONS

✓ REPLACE RISK OF WATER LEAKAGE

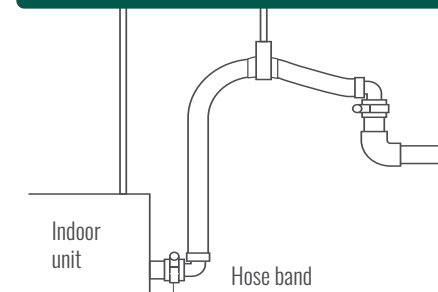
✓ REDUCE LABOR

### TRADITIONAL PVC PIPE



■ Increased risk of leakage from multiple adhesive connections

### INNOVATIVE DSH-UP INSTALLATION



■ Thermal Insulation Adhesive Tape



■ Water Leakage Check Sheet



■ Thermal Insulation Cover



## FEATURES

- **Pre-connected hose with fittings.**
- **No cement or adhesives needed.**  
Connect fittings to PVC with just a hose band to reduce installation time and avoid the risk of leaking from cement application failures.
- **Pre-insulated hose.**
- **Exclusive insulation technology.**  
Decrease on-site insulation work and reduce risks of condensation after insulation.
- **Transparent fittings.**  
Connections to PVC pipes are visible to ensure a secure fit.
- **Water leakage check sheet.**  
Easily identify leaks when they occur.



■ Elbow type



■ Straight type



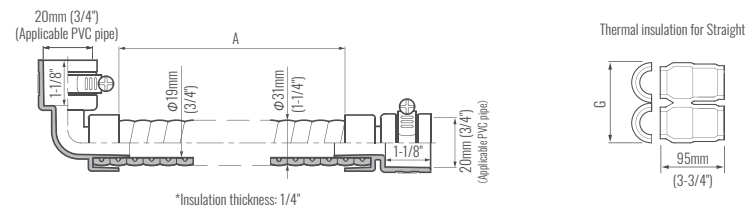
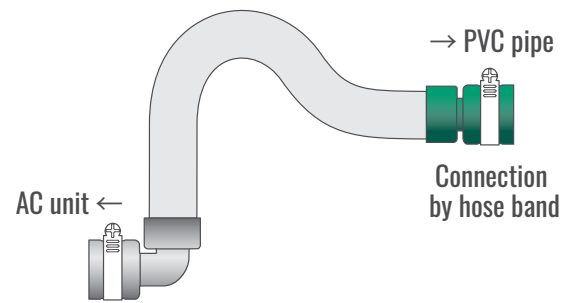
Product line



DSH-UP playlist

S

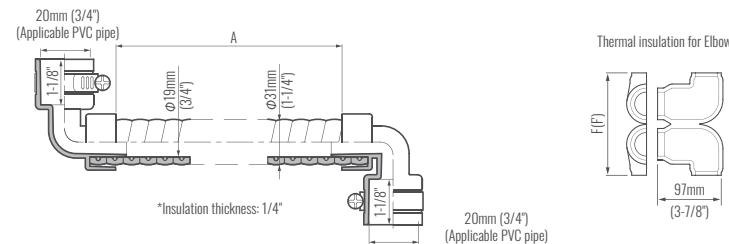
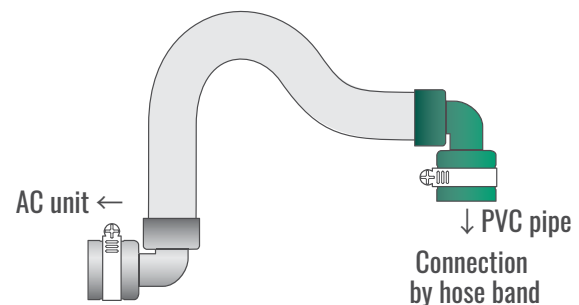
STRAIGHT TYPE



Code No.	Item No.	A	Pcs/Pkg
C 08360	DSH-UP20E20S-07	700mm (27-5/8")	10
C 08370	DSH-UP20E20S-10	1,000mm (39-3/8")	10

E

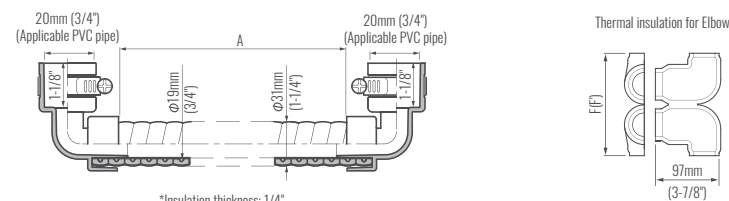
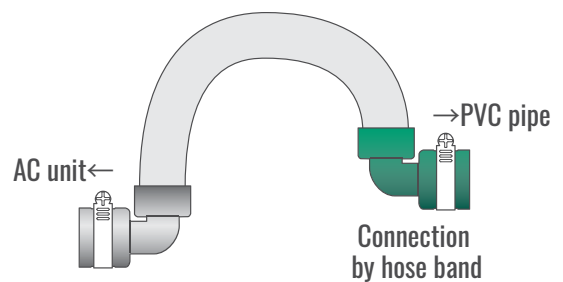
ELBOW TYPE



Code No.	Item No.	A	Pcs/Pkg
C 08364	DSH-UP20E20E-07	700mm (27-5/8")	10
C 08374	DSH-UP20E20E-10	1,000mm (39-3/8")	10

ER

ELBOW TYPE



Code No.	Item No.	A	Pcs/Pkg
C 08367	DSH-UP20E20R-07	700mm (27-5/8")	10
C 08377	DSH-UP20E20R-10	1,000mm (39-3/8")	10



KIT DETAILS

	Elbow & Straight S	Elbow & Straight E / ER
Thermal insulated drain hose with coupling joint	1 pc	1 pc
Hose band	2 pcs	2 pcs
Thermal insulation cover - Straight Type	1 pc	-
Thermal insulation cover - Elbow Type	1 pc	2 pcs
Thermal insulation adhesive tape	1 pc	1 pc
Water leakage check sheet	2 pcs	2 pcs

MATERIAL

Thermal insulated drain hose (Outer Layer)	PVC
Thermal insulated drain hose (Inner Layer)	PVC
Thermal insulated drain hose (Middle Layer)	Foamed PE
Coupling joint	PVC
Hose band	SUS
Thermal insulation cover	Foamed PE
Thermal insulation adhesive tape (W2" x L6")	Foamed PE

**CAUTION** For further information, refer to DSH-UP Installation Manual.

INSULATED DRAIN HOSE

Insulated to prevent sweating

Prevents sweating under extreme conditions of 59°F condensate temperature, 86°F ambient temperature and 70% RH.

Soft and pliable

Independent layers plus spiral insulation layer make bending easy and facilitate installation in tight spaces.

Easy to work with

Cut easily by knife or scissors.

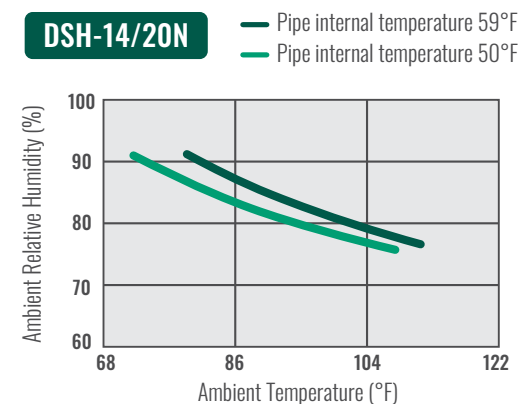
Smooth bore interior

Reduces resistance and maximizes condensate flow.

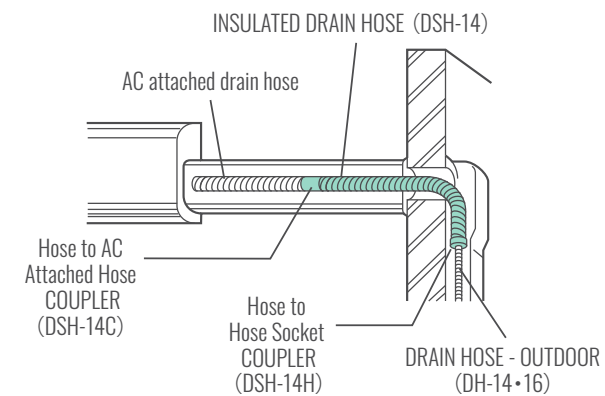


SUPERIOR PERFORMANCE IN SWEAT PROTECTION

DSH-14/20N



EXAMPLE OF TYPICAL INDOOR AC INSTALLATION



DSH

INSULATED DRAIN HOSE



FEATURES

- Soft and pliable for easy installation.
- Easily cut to length.
- Long enough for one or more installation.
- Ideal for concealed installation to prevent dew condensation.

Code No.	Item No.	Hose I.D.	Hose O.D.	Length (ft)	Insulation thickness	Pcs/Pkg
C 08310	DSH-14	5/8"	1-1/8"	65'	1/4"	4
C 08960	DSH-20N	3/4"	1-1/4"	65'	1/4"	1

DSH-S

INSULATED DRAIN HOSE - HOSE & COUPLER KIT

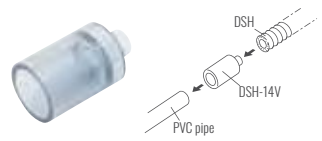


FEATURES

- Complete kit provides best value.
- Unnecessary to purchase individual boxes for couplers.

Code No.	Item No.	Contents	Pcs/Pkg
C 08350	DSH-14S	INSULATED DRAIN HOSE 65'	DSH-14 x 1pc
		Hose to A/C Attached Hose COUPLER	DSH-14C x 15pcs
		Hose to Hose Socket COUPLER	DSH-14H x 15pcs
			4

### DSH-14V Hose to Pipe ADAPTER - For PVC pipe

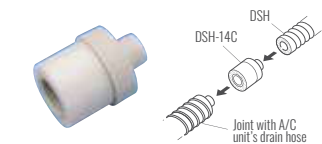


#### APPLICATION

- Joins insulated drain hose and PVC pipe.
- Adapter size (inner diameter  $\varnothing$ ) is following PVC pipe fitting size (inner diameter  $\varnothing$ ).
- Use only with JIS standard PVC pipe.

Code No.	Item No.	Compliant drain hose	Compliant PVC pipe	Pcs/Pkg
C 08570	DSH-14-13V	DSH-14	1/2"	100
C 08580	DSH-14-16V		5/8"	100
C 08590	DSH-14-20V		3/4"	100

### DSH-14C Hose to A/C attached hose COUPLER - For A/C unit's drain hose joint

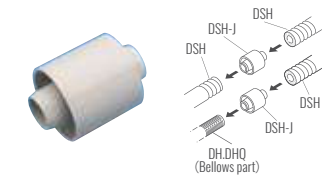


#### APPLICATION

- To join with A/C unit's drain hose.
- Need to confirm size of A/C unit's drain hose.

Code No.	Item No.	Compliant drain hose	Pcs/Pkg
C 08200	DSH-14C	DSH-14	100

### DSH-14J Hose to Hose COUPLER - For drain hose extension




#### APPLICATION

- Join drain hose and drain hose/insulated drain hose.
- To extend insulated drain hose.

Code No.	Item No.	Compliant drain hose	Pcs/Pkg
C 08220	DSH-14J	DSH-14	100

### DSH-14H Hose to Hose socket COUPLER - For drain hose (DH,DHQ)



#### APPLICATION

- To fit drain hose (DH/DHQ) with male side.

Code No.	Item No.	Compliant drain hose	Pcs/Pkg
C 08240	DSH-14H	DSH-14	100


### SPECIFICATIONS

Material	Insulated drain hoses and accessories	PVC
	Insulation	PE

#### CAUTION

- DSH Series must be used in indoor.
- Cut drain hose in right angle, and completely remove any dust, oil, and trash.
- Use cement/glue for PVC pipe use and insert drain hose/pvc fully into accessory fitting to avoid any problems such as water leakage.
- Do not bend drain hose by a radius or less than three times the outer diameter.
- Do not slack drain hose when installing (Need slope for water flow).
- Use drain hose accessories exclusively with Inaba Denko drain hoses. Use of these products in combination with any other brand will invalidate warranty.
- Do not use cement/glue for PVC pipe connection between drain hose (DH/DHQ) & coupler (DSH-14H/DSH-14J). Insert drain hoses, accessory fittings and secure with tape.

### DSH-20NV Hose to Pipe ADAPTER - For PVC pipe

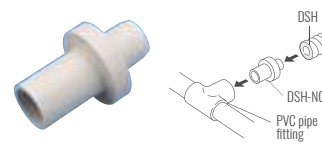


#### APPLICATION

- Joins insulated drain hose and PVC pipe.
- Adapter size (inner diameter  $\varnothing$ ) is following PVC pipe fitting size (inner diameter  $\varnothing$ ).
- Use only with JIS standard PVC pipe.

Code No.	Item No.	Compliant drain hose	Compliant PVC pipe	Pcs/Pkg
C 08920	DSH-20NV	DSH-20N	3/4"	50

### DSH-20NC Hose to Pipe fitting ADAPTER - For PVC pipe fitting

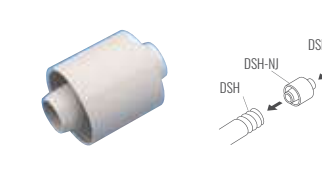


#### APPLICATION

- Joins insulated drain hose and PVC pipe.
- Adapter size (inner diameter  $\varnothing$ ) is following PVC pipe fitting size (inner diameter  $\varnothing$ ).
- Use only with JIS standard PVC pipe.

Code No.	Item No.	Compliant drain hose	Compliant PVC pipe	Pcs/Pkg
C 08900	DSH-20NC	DSH-20N	3/4"	50

### DSH-20NJ Hose to Hose COUPLER - For drain hose extension

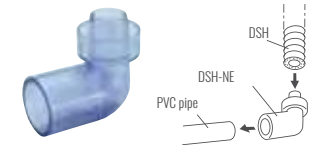


#### APPLICATION

- Joins two insulated drain hoses.
- To extend insulated drain hose.

Code No.	Item No.	Compliant drain hose	Pcs/Pkg
C 08940	DSH-20NJ	DSH-20N	50

### DSH-20NE Hose to Pipe ADAPTER ELL - For PVC pipe




#### APPLICATION

- Joins insulated drain hose and PVC pipe.
- Adapter size (inner diameter  $\varnothing$ ) is following PVC pipe fitting size (inner diameter  $\varnothing$ ).
- Use only with JIS standard PVC pipe.

Code No.	Item No.	Compliant drain hose	Compliant PVC pipe	Pcs/Pkg
C 08880	DSH-20NE	DSH-20N	3/4"	50

### DSH-20NED Hose to Pipe ADAPTER-INSULATED ELL - For PVC pipe



#### APPLICATION

- Joins insulated drain hose and PVC pipe.
- Adapter size (inner diameter  $\varnothing$ ) is following PVC pipe fitting size (inner diameter  $\varnothing$ ).
- Use only with JIS standard PVC pipe.

Code No.	Item No.	Compliant drain hose	Compliant PVC pipe	Pcs/Pkg
C 08820	DSH-20NED	DSH-20N	3/4"	50

### DHQ DRAIN HOSE - UV RESISTANT

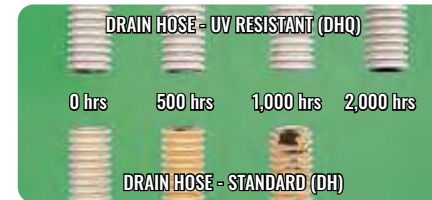


Carton with removable EASY-FEED flap

Portable design



Double layered for outstanding durability



Accelerated Weather Resistance Test (Sunshine Weather Meter)

#### SPECIFICATIONS

- Material LLDPE
- Cuff spacing 19-3/4"
- Color Ivory

#### FEATURES

- Double the UV resistance of DH series. Accelerated weather resistance test shows no damage after 2,000 hours.
- Double layer construction increases durability.
- High quality PE (LLDPE) material gives excellent corrosion resistance.
- DHQ hose accepts all INABA DENKO drain hose fittings.

#### CAUTION

- In extreme environmental conditions, surface will require extra protection.
- Do not install with bend radius of less than 3-1/4", over-bending may cause stress breakage.
- Over extended use period may cause black inner lining to surface, but it will not affect performance of hose.
- During installation, check for sufficient slope and do not permit hose to sag in horizontal runs.

Code No.	Item No.	Size			Pcs/Pkg
		Hose I.D.	Length (ft)	Hose O.D.	
C 08280	DHQ-14	1/2"	164'	3/4"	8
C 08260	DHQ-16	5/8"	164'	7/8"	6

### DH DRAIN HOSE - STANDARD

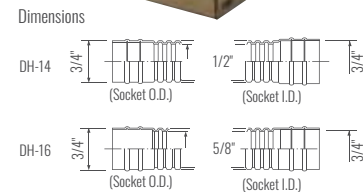


#### SPECIFICATIONS

- Material PE
- Color Ivory
- Cuff spacing 19-3/4"
- Cuff diameter accepts both 5/8" and 3/4" sizes.

#### CAUTION

- Protect from weather by taping or enclosing in SLIMDUCT.
- Do not use bend radius of less than 3-1/4", over-bending may cause stress breakage.
- During installation, check for sufficient slope and do not permit hose to sag in horizontal runs.



Code No.	Item No.	Size			Pcs/Pkg
		Hose I.D.	Length (ft)	Hose O.D.	
C 08280	DH-14	1/2"	164'	3/4"	8
C 08260	DH-16	5/8"	164'	7/8"	6

### DY VENTED DRAIN WYE

Multiple uses of the size 14 & 16



LONG TYPE newly lined-up



#### APPLICATION

- Joins 2 drain hoses.

#### SPECIFICATIONS

- Material PE

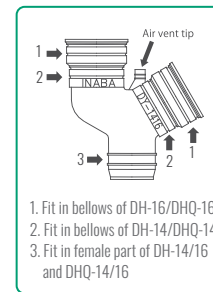
#### FEATURES

- Integral air vent promotes drainage flow.

Code No.	Item No.	Compliant drain hose	Pcs/Pkg
C 08121	DY-1416	DH-14, DHQ-14	100
C 08122	DY-1416L	DH-16, DHQ-16	100

#### CAUTION

- Insert drain hose fully into socket and secure with tape.
- Do not use indoors or concealed applications.
- Protect from weather by taping or enclosing in SLIMDUCT.



### DHJ DRAIN HOSE COUPLER



#### APPLICATION

- Connects cut lengths of drain hose.

#### SPECIFICATIONS

- Material PE
- Color Ivory

#### CAUTION


- Protect from weather by taping or enclosing in SLIMDUCT.

Code No.	Item No.	Compliant drain hose	O.D.	Length	Pcs/Pkg
C 08860	DHJ-14	DH-14, DHQ-14	7/8"	1-1/8"	100
C 08870	DHJ-16	DH-16, DHQ-16	1"	1-1/8"	100

### NDH DRAIN HOSE ADAPTER



Body (NDH)



#### FEATURES

- NDH easily connects drain hose to PVC pipe fittings.
- Use for size 3/4"

#### SPECIFICATIONS

- Material PVC
- Color Ivory

Compliant PVC pipe coupler For 3/4"

Code No.	Item No.	Contents	Compliant drain hose	Pcs/Pkg
C 84150	NDH-1416S	NDH-1416 x adapter for O.D. size 1.25" PVC pipe	DH-14/16, DHQ-16/16	100

#### CAUTION

- Use only with drain hose connection fittings.
- Use only with JIS standard PVC pipe.

**DS SADDLE**



- FEATURES**
- Attractive, compact, quick fitting.
  - Weather resistant.
  - Ivory color matches DRAIN HOSE.
  - Appearance matches SLIMDUCT SD.
- SPECIFICATIONS**
- Material .....PP
  - Color .....Ivory

Code No.	Item No.	Compliant drain hose	A	B	C	D	E	Pcs/Pkg
C 08142	DS-14	DSH-14, DHQ-14	1-1/8"	3/4"	1-5/8"	1"	3/4"	500
C 08152	DS-16	DSH-16, DHQ-16	1-1/4"	7/8"	1-3/4"	1"	7/8"	500

**DC BUG STOPPER**



- FEATURES**
- Prevents insects from entering DRAIN HOSE.
  - Clips easily onto O.D. of DRAIN HOSE.
  - Fits both 1/2" & 5/8" hose.
- SPECIFICATIONS**
- Material .....PP
  - Color .....Ivory

Code No.	Item No.	Compliant drain hose	Pcs/Pkg
C 08050	DC-1416	DH-14, DHQ-14 DH-16, DHQ-16	50 sets (2 pcs/set)

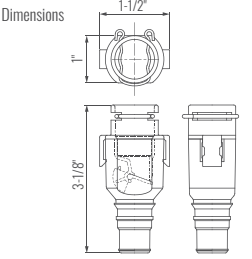
**DL-H DRAIN CHANNEL ADAPTER**



- FEATURES**
- Clip end of DRAIN HOSE into DRAIN CHANNEL without cement/glue.
- SPECIFICATIONS**
- Material .....PVC
  - Color .....Gray
  - Temperature Range.....-4°F to 140°F

Code No.	Item No.	Compliant pipe	A	B	H	Pcs/Pkg
C 23421	DL-H13	DH-14, DHQ-14 DH-16, DHQ-16	1-1/2"	1-1/2"	2"	100
C 23431	DL-H20	PVC pipe 3/4"	2"	1-1/2"	2-5/8"	100

**DHB MINI IN-LINE TRAP - Use exclusively with INABA DENKO Drain Hose.**



Code No.	Item No.	Compliant drain hose	Pcs/Pkg
C 08110	DHB-1416	DSH-14, DHQ-14	50


- APPLICATION**
- In an airtight home, pressure difference between indoors and outdoors may cause air back flow and result in noise. DHB Trap promotes condensate flow thus preventing noise and deters insects from entering DRAIN HOSE.

- SPECIFICATIONS**
- Material .....Acrylic resin
  - Color .....Transparent

- FEATURES**
- Transparent body permits easy inspection.
  - Weather resistant plastic requires no protection.
  - Easy for maintenance work.
  - Accepts DHQ 14 & DHQ 16 without adapter.

- CAUTION**
- This product does not produce a 100% seal. Under extreme high negative pressure conditions inside the building, some outside air may be admitted.
  - Use tape to connect DHB to DRAIN HOSE.

**DL DRAIN CHANNEL**



- FEATURES**
- Eliminates wet floors and prevents formation of dirt accumulations by leading condensate directly to drainage point.
  - Gray color easily blends in with concrete flooring material.
  - Easy to cut by knife or scissors.
- SPECIFICATIONS**
- Material .....PVC
  - Color .....Gray
  - Temperature Range.....-4°F to 140°F

Code No.	Item No.	Length (L)(ft)	Width (W)	Height (H)	Pcs/Pkg
C 23411	DL-25	82'	2-1/4"	1/4"	1

**PMD INSULATION for Drain Hose**



- APPLICATION**
- Insulation material for Drain Hose.
- SPECIFICATIONS**
- Material ..... Polyethylene foam (conforms to JIS A9511 A-PE-C-2)
- CAUTION**
- Insert Drain Hose before installation.
  - Fasten the connection part by such as tape to drain hose affiliated with AC unit.

Code No.	Item No.	Inside Diameter	Insulation Thickness	Length	Pcs/Pkg
C 16901	PMD	1"	3/16"	79-3/4"	100








# PAIRCOIL

## Insulated copper tube/pipe

Available in 25', 35', 50' and 82' roll.  
Size combination: PAIRCOIL offers the best combinations for mini-split installations.



Remaining Length Markings



R410A and R32 Approved. (700psi)



R Value: 3.0 for 1/2"



Product line



Video

## SPECIAL FEATURES

### ■ Pre Insulated

Inaba Denko linesets are all insulated by super duty cross-linked polyethylene to realize quick installation on-site.

### ■ Pre Paired

PAIRCOIL is pre paired all together with liquid and suction line to cut installation time by half.

### ■ Anti-Friction Surface Film

Insulation is tough enough to be pulled around and be rubbed during installation; however, it is ductile enough to be cut and separated by hand.

### ■ Malleable Copper

It is easy to flare and swage by tool, and bend by hand, which reduces risks of kink.

### ■ Color Insulation

It reflects solar heat for better energy efficiency, and blends in with any property.

### ■ Multi-Installation

Straight and plain ends are used for more than one installation.

## TECHNICAL SPECS

### ■ Copper Tubing

Architectural grade seamless copper tubing for air conditioning and refrigeration.

### ■ Copper

ASTM B280 C12200 DHP (Phosphorous deoxidized, High residual phosphorous) 99.9%

### ■ Surface Burning Characteristic

UL-94 HF-1, most aggressive rating for plastic, low-density foams. Similar to ASTM E84 standard found on lineset insulation. EN-13501-1, DIN4102-1, B1 class.

### ■ UV Resistance

ASTM G 151 , 152 (SWOM TEST)  
UV resistant to minimize UV degradation.  
Maintains over 60% of tensile strength after 3 + years of UV exposure\*. Little discoloration.

## PC-FTA

## PAIRCOIL



Item No.	LL x SL	Insulation	Length	Pcs/Pkg
PC-2325FTA	1/4" x 3/8"	1/2"	25'	1
PC-2335FTA	1/4" x 3/8"	1/2"	35'	1
PC-2350FTA	1/4" x 3/8"	1/2"	50'	1
PC-2382FTA	1/4" x 3/8"	1/2"	82'	1
PC-2425FTA	1/4" x 1/2"	1/2"	25'	1
PC-2435FTA	1/4" x 1/2"	1/2"	35'	1
PC-2450FTA	1/4" x 1/2"	1/2"	50'	1
PC-2482FTA	1/4" x 1/2"	1/2"	82'	1
PC-2525FTA	1/4" x 5/8"	1/2"	25'	1
PC-2535FTA	1/4" x 5/8"	1/2"	35'	1
PC-2550FTA	1/4" x 5/8"	1/2"	50'	1
PC-2582FTA	1/4" x 5/8"	1/2"	82'	1
PC-3525FTA	3/8" x 5/8"	1/2"	25'	1
PC-3535FTA	3/8" x 5/8"	1/2"	35'	1
PC-3550FTA	3/8" x 5/8"	1/2"	50'	1
PC-3582FTA	3/8" x 5/8"	1/2"	82'	1
PC-3625FTA	3/8" x 3/4"	1/2"	25'	1
PC-3635FTA	3/8" x 3/4"	1/2"	35'	1
PC-3650FTA	3/8" x 3/4"	1/2"	50'	1
PC-3682FTA	3/8" x 3/4"	1/2"	82'	1



# PLAROCK™

CONDENSER RISER



Product line

## The world's first and global standard PVC condenser riser

- Lightweight, excellent weather resistance, and high load capacity.
- Integral top channel allows easy adjustment of bolts to suit condenser fixing points and permanently installs condenser to eliminate slippage due to vibration.
- Specially designed open structure permits PLAROCK to withstand outdoor temperatures as high as 122°F.

### PR PLAROCK - For Condenser Riser



- SPECIFICATIONS**
- Material: PVC
- CAUTION**
- Use only within temperature range of 14°F to 122°F

Series	Code No.	Item No.	Color	Available Load (lbs)	Dimension L x W1 x W2 x H	Attached Bolt	Pcs/Pkg
150	C 14340	PR-151	Ivory	309	14-1/4" x 3-1/2" x 3-1/4" x 1-5/8"	Dacrotized	20
	C 14260	PR-350N	Black	309	14-1/4" x 4" x 3-1/4" x 3-3/4"	Dacrotized	20
350	C 14310	PR-351N	Ivory	309	14-1/4" x 4" x 3-1/4" x 3-3/4"	Dacrotized	20
	C 14270	PR-350N-M	Black	397	17-3/4" x 4" x 3-1/4" x 3-3/4"	Dacrotized	20
	C 14320	PR-351N-M	Ivory	397	17-3/4" x 4" x 3-1/4" x 3-3/4"	Dacrotized	20
	C 14280	PR-350N-L	Black	882	39-3/8" x 4" x 3-1/4" x 3-3/4"	N/A	4
	C 14330	PR-351N-L	Ivory	882	39-3/8" x 4" x 3-1/4" x 3-3/4"	N/A	4
	C 14360	PR-400	Black	882	17-3/4" x 6" x 4-3/8" x 4-3/4"	HDZ	6
400	C 14390	PR-401	Ivory	882	17-3/4" x 6" x 4-3/8" x 4-3/4"	HDZ	6
	C 14110	PR-450P	Black	992	17-3/4" x 8-1/8" x 5-1/2" x 6-1/8"	HDZ	6
450	C 14100	PR-1800P	Black	3,969	70-7/8" x 8-1/8" x 5-1/2" x 6-1/8"	N/A	1

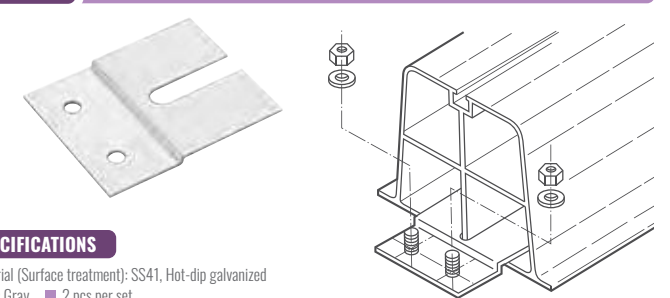
### PRC PLAROCK END COVER



- FEATURES**
- Clip on cover seals and beautifies open ends of PLAROCK.
  - Can be permanently attached with adhesive if required.
  - Integral ventilation slots improve thermal resistance.
- SPECIFICATIONS**
- Material: PVC
- CAUTION**
- Use of adhesive is recommended to ensure permanent attachment.

Code No.	Item No.	Color	Applicable PLAROCK	Pcs/Pkg
C 14450	PRC-350N	Black	350 Series	50 sets
C 14460	PRC-351N	Ivory		50 sets

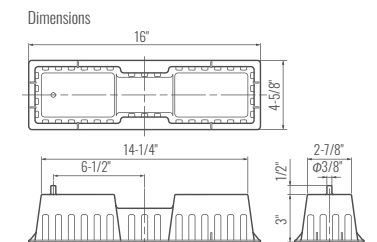

### PR-P PLAROCK RETAINER CLAMP



- SPECIFICATIONS**
- Material (Surface treatment): SS41, Hot-dip galvanized
  - Color: Gray
  - 2 pcs per set
  - Fixing hole diameter (Ø1/2")

Code No.	Item No.	Compliant Size	L	W	Thickness
C 14150	PR-P1	400/450 Series	4-3/4"	4"	1/8"
C 14140	PR-P2	150/350 Series	3-1/4"	2-3/8"	1/8"

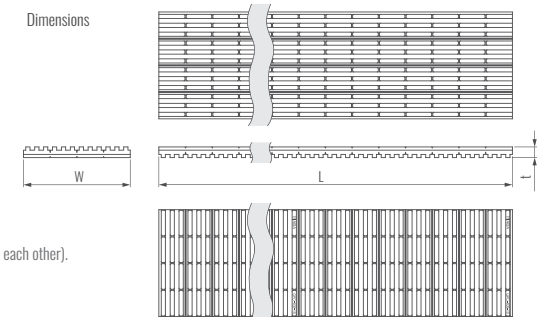

### LC PP CONDENSER RISER



- SPECIFICATIONS**
- Material: PP
  - Color: Ivory
  - Temperature Range: 14°F to 122°F (Surface temperature)
  - Allowable load: 132lb (When using 2pcs at the same level)

Code No.	Item No.	Pcs/Pkg
C 14670	LC-360N	50

### GPC ANTI-VIBRATION PAD

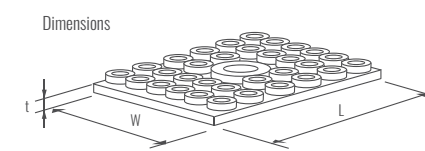



- FEATURES**
- Absorbs vibration and acts as a buffer to reduce noise transmission.
  - Surface embossed cut lines at 2" intervals facilitate cutting to size.
  - Interval between each projection is enough and ensures that vibration absorption is not compromised even under heavy loads (projections are designer not to touch each other).
  - Be stacked in layers easily (with the same item No. only).

- SPECIFICATIONS**
- Material: NR + SBR
- CAUTION**
- Do not apply this product directly to any PVC floor material as plasticizer ingredient may cause discoloration.

Code No.	Item No.	Width (W)	Length (L)	Thickness (t)	Pcs/Pkg
C 06880	GPC-100-10	4"	39-3/8"	1/2"	20
C 06250	GPC-100-12	4"	47-1/4"	1/2"	20
C 06220	GPC-150-10	6"	39-3/8"	1/2"	10
C 06230	GPC-300-03	11-7/8"	11-7/8"	1/2"	20
C 06240	GPC-100T15-10	4"	39-3/8"	1/2"	10

### GPS ANTI-VIBRATION PAD



- FEATURES**
- Absorbs vibration and acts as a buffer to reduce noise transmission.
- SPECIFICATIONS**
- Chloroprene rubber is used as material which offers superior weather and thermal resistance.

Code No.	Item No.	Width (W)	Length (L)	Thickness (t)	Hole Diameter	Pcs/Pkg
C 06980	GPS-50-50	2"	2"	1/2"	5/8"	240
C 06990	GPS-80-80	3-1/4"	3-1/4"	1/2"	5/8"	120
C 07000	GPS-100-100	4"	4"	1/2"	5/8"	60

# RECYCROCK - Versatile eco-friendly mounting block for pipes, cables & condensers.

## FEATURES



**WEIGHTED BASE**  
Concrete filled.

■ Eco-Concrete



**SLOPPED TOP\***  
Will not retain water in gap.

\* Except 3/8 Rail Type and Anchor-Base Type

■ Recycled Resin



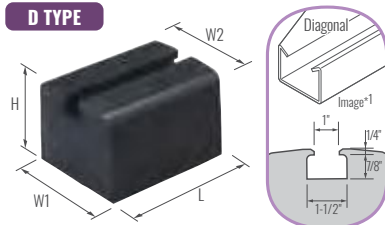
**SLIP-RESISTANT RUBBER**  
Usable on water-proof coated floors.

■ Recycled Rubber



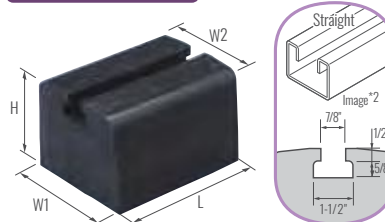
## CR RECYCROCK - Multi Use Support System

### D TYPE



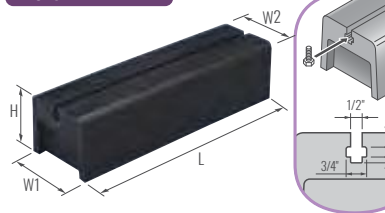
■ With slip-preventive rubber sheet. \*1. Metal rail is not attached.

### HANGER RAIL TYPE



■ With slip-preventive rubber sheet. \*2. Metal rail is not attached.

### 3/8 RAIL TYPE



**SPECIFICATIONS**

- Material of exterior: Recycled resin (PP, PE). Interior: Eco-concrete. Rubber sheet: Recycled rubber.
- Temperature Range: 14°F to -122°F
- Color: Black

CR-D RECYCROCK - D Type					
Code No.	Item No.	Rubber Sheet	Dimension L x W1 x W2 x H	Weight	Pcs/Pkg
C 14780	CR-D0715	✓	6" x 4-3/4" x 4-3/8" x 2-7/8"	3.1 lbs	12
C 14781	CR-D0730	✓	11-3/8" x 4-3/4" x 4-3/8" x 2-7/8"	6.2 lbs	6
C 14785	CR-D1015	✓	6" x 4-3/4" x 4-3/8" x 4"	5.1 lbs	8
C 14786	CR-D1030	✓	11-7/8" x 4-3/4" x 4-3/8" x 4"	10.1 lbs	4
C 14787	CR-D1045	✓	17-3/4" x 4-3/4" x 4-3/8" x 4"	11.5 lbs	2
C 14788	CR-D1060	✓	23-5/8" x 4-3/4" x 4-3/8" x 4"	12.8 lbs	2

CR-H RECYCROCK - Hanger Rail Type					
Code No.	Item No.	Rubber Sheet	Dimension L x W1 x W2 x H	Weight	Pcs/Pkg
C 14790	CR-H0715	✓	6" x 4-3/4" x 4-3/8" x 2-7/8"	3.1 lbs	12
C 14791	CR-H0730	✓	11-7/8" x 4-3/4" x 4-3/8" x 2-7/8"	6.2 lbs	6
C 14795	CR-H1015	✓	6" x 4-3/4" x 4-3/8" x 4"	5.1 lbs	8
C 14796	CR-H1030	✓	11-7/8" x 4-3/4" x 4-3/8" x 4"	10.1 lbs	4

CR-W RECYCROCK - 3/8 Rail Type						
Code No.	Item No.	Rubber Sheet	Dimension L x W1 x W2 x H	Weight	Allowable face load (lbs) *3	Pcs/Pkg
C 14800	CR-W0715	✓	6" x 4-3/4" x 4-3/8" x 4"	5.1 lbs	1,764 lbs	8
C 14801	CR-W1040	✗	15-3/4" x 4-3/4" x 4-3/8" x 4"	11.0 lbs	1,764 lbs	2
C 14802	CR-W1015	✗	19-3/4" x 4-3/4" x 4-3/8" x 4"	11.9 lbs	1,764 lbs	2
C 14803	CR-W1060	✗	23-5/8" x 4-3/4" x 4-3/8" x 4"	12.8 lbs	1,764 lbs	2

\*3 Allowable face load is calculated on equal loading over 100% of surface area.

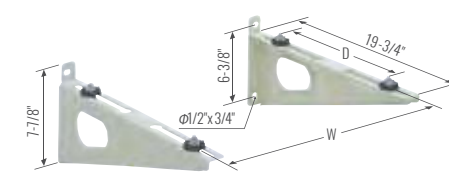
CR-BZ BOLT SET - 3/8 Rail Type			
Code No.	Item No.	Contents	Pcs/Pkg
C 14190	CR-BZ	W3/8" Hex bolt (L45 HDZ) x 2 pcs, W3/8" Hex bolt (HDZ) x 2 pcs, W3/8" Washer (HDZ) x 2 pcs	10 sets

# CONDENSER BRACKET

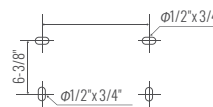
## WALL MOUNTED BRACKET

Use	For Wall	Specification / Material
Code No.	C 18544	Powder Coating
Item No.	C-BFG-L	
A/C applicable size	W 5-5/8" - 17-3/8"	
Min. lot	6	

Capacity  
176 lbs




Wall anchorage dimensions Free



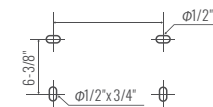
**CAUTION**  
■ Coach bolts are not included.

Use	For Wall	Specification / Material
Code No.	C 18548	Hot-Dip Galvanized
Item No.	C-BZFG	
A/C applicable size	W 4" - 13"	
Min. lot	6	

Capacity  
176 lbs




Wall anchorage dimensions Free



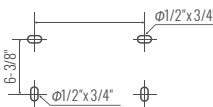
**CAUTION**  
■ Coach bolts are not included.

Use	For Wall	Specification / Material
Code No.	C 18549	Hot-Dip Galvanized
Item No.	C-BZFG-L	
A/C applicable size	W 5-5/8" - 17-3/8"	
Min. lot	6	

Capacity  
176 lbs



Wall anchorage dimensions Free

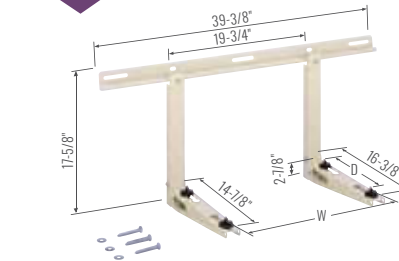


**CAUTION**  
■ Coach bolts are not included.

## WALL BRACKET

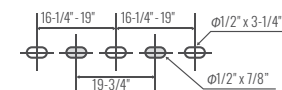
Use	For Wall	Specification / Material
Code No.	C 18508	ZAM + Powder Coating
Item No.	C-KG	
A/C applicable size	W 2-7/8" - 37-1/8"	
Min. lot	4	

Capacity  
176 lbs



Hang vertical bar from the front.

Wall anchorage dimensions



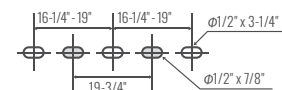
Use	For Wall	Specification / Material
Code No.	C 18536	ZAM + Powder Coating
Item No.	C-KG-L	
A/C applicable size	W 2-7/8" - 37-1/8"	
Min. lot	4	

Capacity  
176 lbs



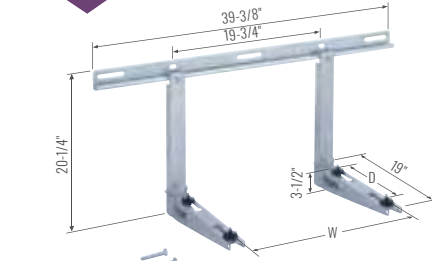
Hang vertical bar from the front.

Wall anchorage dimensions



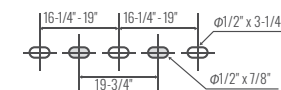
Use	For Wall	Specification / Material
Code No.	C 18537	Hot-Dip Galvanized
Item No.	C-KZG-L	
A/C applicable size	W 2-7/8" - 37-1/8"	
Min. lot	4	

Capacity  
176 lbs



Hang vertical bar from the front.

Wall anchorage dimensions



## SLOPED ROOF BRACKET

Use	For Sloped Roof
Code No.	<b>C 18502</b>
Item No.	C-YG
Specification/ Material	ZAM + Powder Coating
A/C applicable	W 11-7/8" - 27-5/8" D 7-1/8" - 13"
Min. lot	4

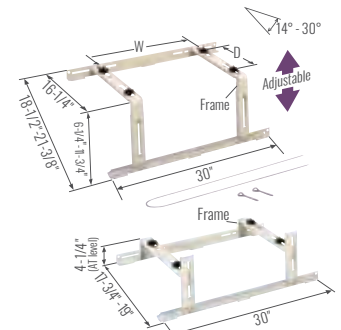
Use	For Sloped Roof
Code No.	<b>C 18503</b>
Item No.	C-YUG
Specification/ Material	ZAM + Powder Coating
A/C applicable	W 4" - 27-5/8" D 6-3/8" - 13-1/2"
Min. lot	4

Use	For Sloped Roof
Code No.	<b>C 18540</b>
Item No.	C-YUG-L
Specification/ Material	ZAM + Powder Coating
A/C applicable	W 4" - 27-5/8" D 6-3/8" - 13-1/2"
Min. lot	4

Use	For Sloped Roof
Code No.	<b>C 18541</b>
Item No.	C-YUGZ-L
Specification/ Material	Hot-Dip Galvanized
A/C applicable	W 4" - 27-5/8" D 6-3/8" - 13-1/2"
Min. lot	4

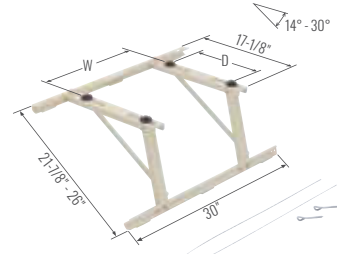
**Capacity**  
176 lbs

Pitch of roof 14° - 30°  
Mild slope 2.5/10 - 5.8/10  
0° - 17°  
Level - 3/10



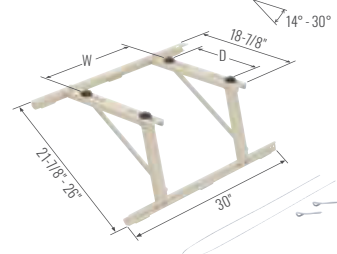
**Capacity**  
176 lbs

Pitch of roof 14° - 30°  
2.5/10 - 5.8/10



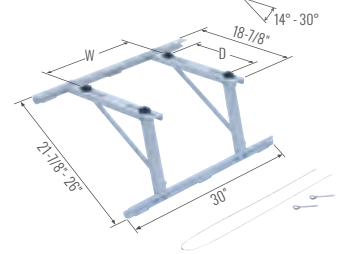
**Capacity**  
176 lbs

Pitch of roof 14° - 30°  
2.5/10 - 5.8/10



**Capacity**  
176 lbs

Pitch of roof 14° - 30°  
2.5/10 - 5.8/10



■ Can be adjusted for mild slope (0° - 17°) by assembling the frame upside down.

## SLAB STAND

Use	For Flats
Code No.	<b>C 18516</b>
Item No.	C-NG
Specification/ Material	ZAM + Powder Coating
A/C applicable	W 11-7/8" - 27-5/8" D 6-3/8" - 13-1/2"
Min. lot	3

Use	For Flats
Code No.	<b>C 18518</b>
Item No.	C-NG-L
Specification/ Material	ZAM + Powder Coating
A/C applicable	W 15-3/4" - 31-1/2" D 7-7/8" - 15"
Min. lot	2

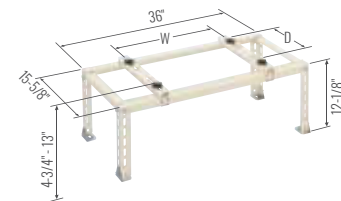
Use	For Two-Stage Flats
Code No.	<b>C 18525</b>
Item No.	C-WG
Specification/ Material	ZAM + Powder Coating
A/C applicable	W 11-7/8" - 27-5/8" D 6-3/8" - 13-1/2"
Min. lot	2

Use	For Two-Stage Flats
Code No.	<b>C 18527</b>
Item No.	C-WG-L
Specification/ Material	ZAM + Powder Coating
A/C applicable	W 15-3/4" - 31-1/2" D 7-7/8" - 15"
Min. lot	2

**Capacity**  
176 lbs

Applicable pitch  
0° - 28°  
(Level - 5.2/10)  
0° - 12°  
(Level - 2.1/10)

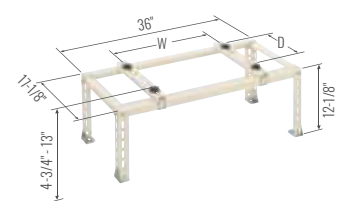
H11-7/8"  
Frame clips together  
for easy assembly



**Capacity**  
176 lbs

Applicable pitch  
0° - 28°  
(Level - 5.2/10)  
0° - 12°  
(Level - 2.1/10)

H11-7/8"  
Frame clips together  
for easy assembly



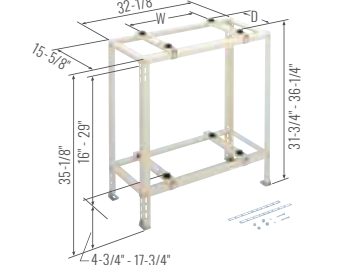
**Capacity**  
176 lbs - 2

Effective A/C dimensions on  
1st step  
(Width)(Depth)(Height)  
29" 12-3/8" 29"

Pitch adjustment  
0° - 18°  
(Level - 3.2/10)

Rectangular setting  
0° - 18°  
(Level - 1.4/10)

Frame clips together  
for easy assembly



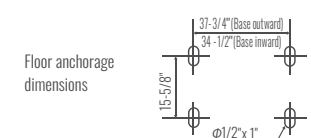
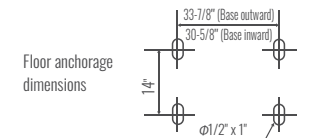
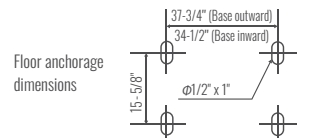
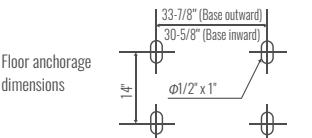
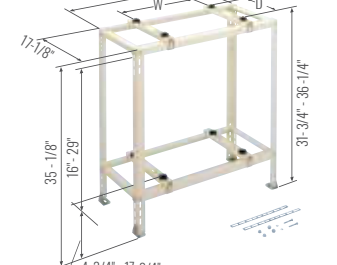
**Capacity**  
176 lbs - 2

Effective A/C dimensions on  
1st step  
(Width)(Depth)(Height)  
32-7/8" 14" 29"

Pitch adjustment  
0° - 18°  
(Level - 3.2/10)

Rectangular setting  
0° - 18°  
(Level - 1.4/10)

Frame clips together  
for easy assembly




## WALL BRACKET

Use	For Wall
Code No.	<b>C 25170</b>
Item No.	PC-KJ30
Specification/ Material	Hot-Dip Galvanized
A/C applicable	W 15-3/4" - 31-1/2" D 9-7/8" - 15"
Min. lot	1

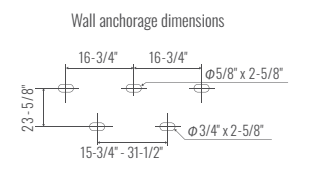
Use	For Wall
Code No.	<b>C 25171</b>
Item No.	PC-KJ60
Specification/ Material	Hot-Dip Galvanized
A/C applicable	W 15-3/4" - 39-3/8" D 11-7/8" - 17"
Min. lot	1

Use	For Wall
Code No.	<b>C 25173</b>
Item No.	PC-BJ30
Specification/ Material	Hot-Dip Galvanized
A/C applicable	W 15-3/4" - 31-1/2" D 9-7/8" - 15"
Min. lot	1

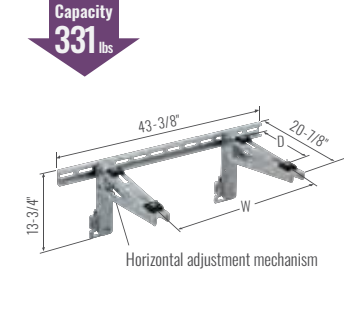
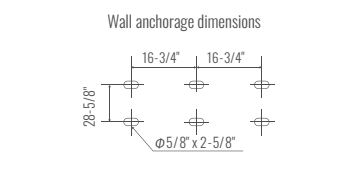
Use	For Wall
Code No.	<b>C 25174</b>
Item No.	PC-BJ60
Specification/ Material	Hot-Dip Galvanized
A/C applicable	W 15-3/4" - 39-3/8" D 11-7/8" - 17"
Min. lot	1



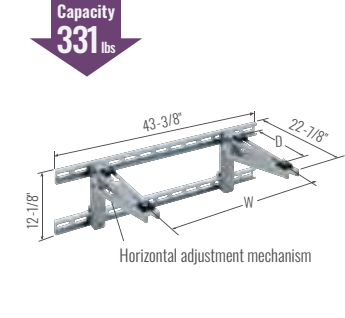
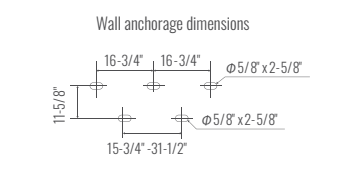
ANTI-VIBRATION BASE AVAILABLE



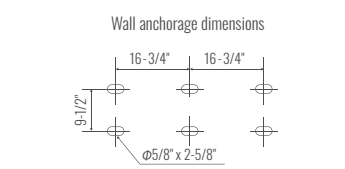
ANTI-VIBRATION BASE AVAILABLE



ANTI-VIBRATION BASE AVAILABLE



ANTI-VIBRATION BASE AVAILABLE



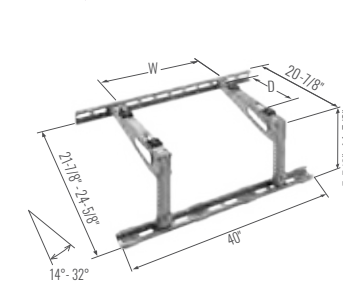
## SLOPED ROOF BRACKET

Use	For Sloped Roof
Code No.	<b>C 25176</b>
Item No.	PC-YJ30
Specification/ Material	Hot-Dip Galvanized
A/C applicable	W 15-3/4" - 31-1/2" D 9-7/8" - 15"
Min. lot	1

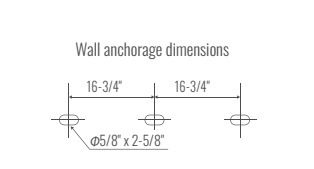
Use	For Sloped Roof
Code No.	<b>C 25177</b>
Item No.	PC-YJ60
Specification/ Material	Hot-Dip Galvanized
A/C applicable	W 15-3/4" - 39-3/8" D 11-7/8" - 17"
Min. lot	1

**Capacity**  
331 lbs

Pitch of roof  
14° - 32°  
2.5/10 - 6.2/10

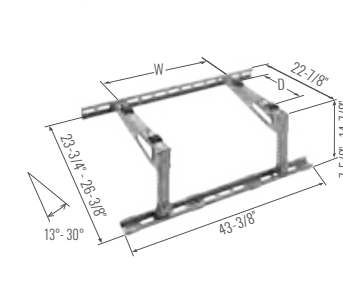


ANTI-VIBRATION BASE AVAILABLE

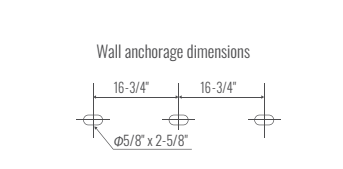


**Capacity**  
331 lbs

Pitch of roof  
13° - 30°  
2.3/10 - 5.8/10



ANTI-VIBRATION BASE AVAILABLE



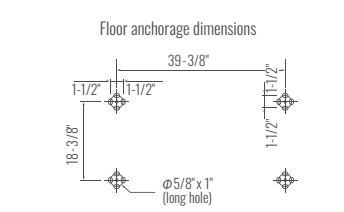
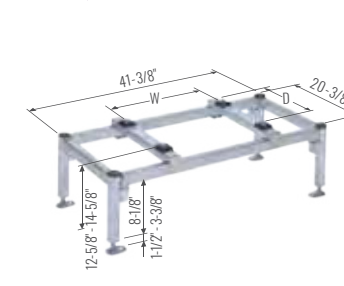
## SLAB STAND

Use	For Flats
Code No.	<b>C 25140</b>
Item No.	PC-NJ33
Specification/ Material	Hot-Dip Galvanized
A/C applicable	W 15-3/4" - 32" D 9-7/8" - 16-1/4"
Min. lot	1

Use	For Flats
Code No.	<b>C 25146</b>
Item No.	PC-NJ30
Specification/ Material	Hot-Dip Galvanized
A/C applicable	W 15-3/4" - 39-7/8" D 10-3/4" - 17"
Min. lot	1

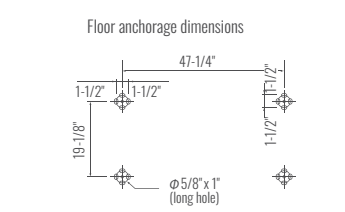
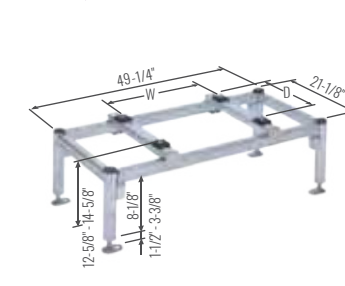
**Capacity**  
441 lbs

Height  
11-7/8"



**Capacity**  
441 lbs


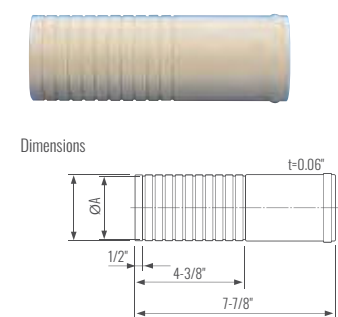
Height  
11-7/8"



# WALL SLEEVE



## FP PLAIN WALL SLEEVE



Combination with WALL CAP (WC).

### FEATURES

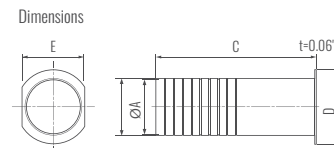
- Cut marks embossed at 1/2" intervals on sleeve surface facilitate cutting to correct length.

### SPECIFICATIONS

- Material: PE
- Color: Ivory

Code No.	Item No.	Applicable WALL CAP	A (I.D.)	Core drill diameter	Pcs/Pkg
C 03860	FP-60N	WC-60N, UWC-60	2-1/2"	2-5/8"	100
C 03870	FP-65N	WC-65N, UWC-65	2-5/8"	2-7/8"	100
C 03880	FP-75N	WC-75N	3"	3-1/4"	100

## FPW FLANGED WALL SLEEVE



### FEATURES

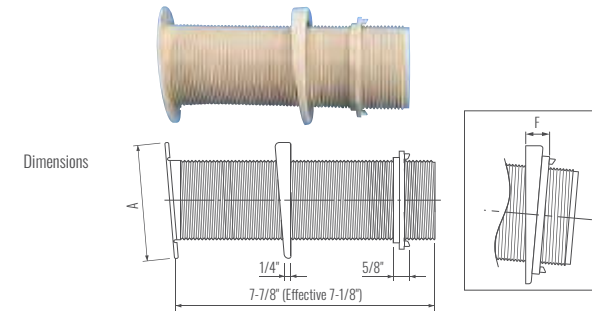
- Cut marks embossed at 1/2" intervals on sleeve surface facilitate cutting to correct length.
- Integral flange prevents loss inside wall cavity.
- Can be used with WALL CAP (WC, UWC).

### SPECIFICATIONS

- Material: PE + PP
- Color: Ivory (Silky white)

Code No.	Item No.	A (I.D.)	C	D	E	Core drill diameter	Pcs/Pkg
C 03950	FPW-60	2-1/2"	7-1/8"	2-7/8"	2-7/8"	2-5/8"	100
C 03960	FPW-65	2-5/8"	7/8"	3-1/2"	3"	2-7/8"	50
C 03970	FPW-70	3"	7/8"	3-3/4"	3-1/4"	3-1/4"	50

## FPS FLANGED WALL SLEEVE WITH ANGLE



### FEATURES

- Integral 5" slope ensures correct pitch for drain line.
- Easily secured tightly onto wall by tightening locknut.

### SPECIFICATIONS


- Material: PE
- Color: Ivory

### CAUTION

- Joint, fixing and penetration points must be weatherproofed with caulk or putty.
- When drilling hole on the wall, take into account wall thickness as well as slope to ensure that 5" pitch is maintained.

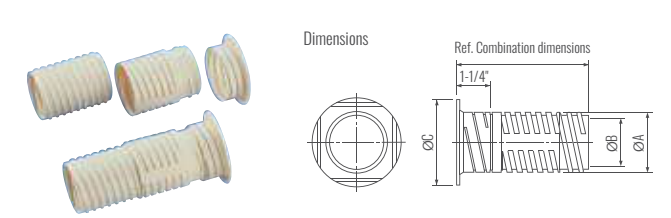
Code No.	Item No.	A	(I.D.)	Core drill diameter	Effective length (max)	F	Pcs/Pkg
C 03930	FPS-85	5-1/8"	3-3/8"	3-3/4"	7-1/8"	1"	10

## NFP-S ADJUSTABLE WALL SLEEVE KIT



Code No.	Item No.	Contents	Pcs/Pkg
C 03810	NFP-60S	NFP-60 + (NWC-60 + NWM-C) x 2	30
C 03820	NFP-65S	NFP-65 + (NWC-65 + NWM-C) x 2	30
C 03830	NFP-75S	NFP-75 + (NWC-75 + NWM-C) x 2	30

## NFP ADJUSTABLE SLEEVE



### FEATURES

- Length is adjustable between 4" to 7-1/8" without cutting.
- Wide flange allows for installation up to 5" slope.
- Unitary construction is easy to caulk and prevents water and pest damage.

### SPECIFICATIONS

- Material: PE
- Color: Ivory

### CAUTION

- Joint, fixing and penetration points must be weatherproofed with caulk or putty.
- Cannot adjust for lengths between 4-1/4" to 5".

Code No.	Item No.	A (I.D.)	B (O.D.)	C	Core drill diameter	Pcs/Pkg
C 03660	NFP-60	2-1/2"	2"	3-3/8"	2-5/8"	100
C 03670	NFP-65	2-5/8"	2-1/4"	3-5/8"	2-7/8"	100
C 03680	NFP-75	3-1/8"	2-5/8"	4"	3-1/4"	50

## NFP Description of Part Names

A (Flange)	B (Body)	C (End)

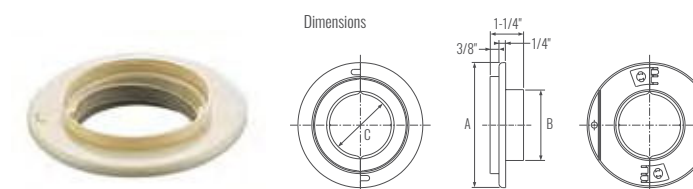
## Combination Dimensions

Parts Combination	Adjustable Length	NFP Required Quantity
A + B	4" - 4-1/4"	1 set
A + C		
A + B + C	5" - 7-1/8"	1 set
A + B + B + C	7-3/4" - 10-1/8"	2 sets
A + B + B + B + C	10-1/2" - 13"	3 sets

- Minimum 1" overlap is required for each component when assembling.
- To attach NWC WALL CAP to part B or C, adjust sleeve to exact thickness of wall.
- To replace part A with WALL CAP (NWC), reduce sleeve length to 1/2" less than wall thickness.

# WALL CAP

## NWC WALL CAP FOR NFP



### SPECIFICATIONS

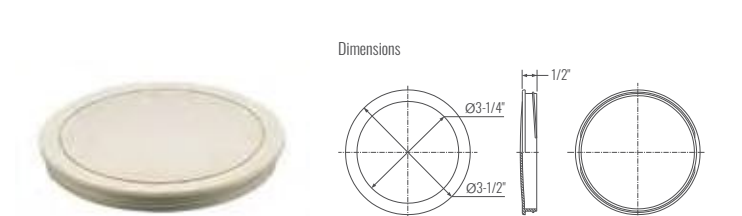
- Material: ABS
- Color: Ivory

### CAUTION

- Can be used with only NFP. Cannot be used by itself.
- Be sure to apply caulking or putty at the joints and fitting point to make them waterproof.

Code No.	Item No.	A	B (O.D.)	C (I.D.)	Pcs/Pkg
C 03460	NWC-60	4-1/2"	2-1/2"	2-1/4"	200
C 03470	NWC-65	4-5/8"	2-3/4"	2-1/2"	200
C 03480	NWC-75	5"	3-1/8"	2-7/8"	100

## NWM NWC HOLE COVER



### SPECIFICATIONS

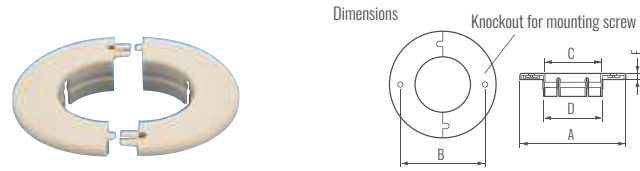
- Material: PP
- Color: Ivory

### CAUTION

- Can be used with only NWC. Cannot be used by itself.
- Be sure to apply caulking or putty at the joints and fitting point to make them waterproof.

Code No.	Item No.	Pcs/Pkg
C 03520	NWM-C	200

## WC WALL CAP



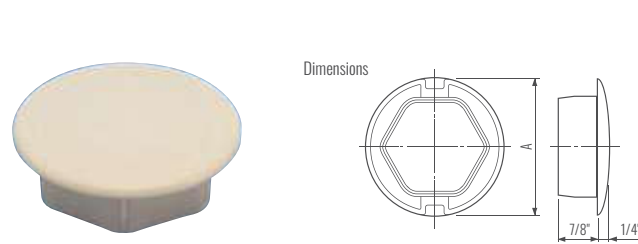
- FEATURES**
- Split construction ensures easy installation.
  - Use in combination with FP-60N, FP-65N, FP-75N.
  - Locking tab snaps off to provide holes for extra mounting screws.
  - Scored line facilitates trimming of flange to fit into tight spaces.

- SPECIFICATIONS**
- Material: PP
  - Color: Ivory, white

**CAUTION** Joint, fixing and penetration points must be weatherproofed with caulk or putty.

Code No.	Item No.	Color	A	B	C (I.D.)	D (O.D.)	E	Pcs/Pkg
C 03385	WC-65-W	White	4-5/8"	3-7/8"	2-1/2"	2-5/8"	1/8"	200
C 03352	WC-60N-I	Ivory	4-1/2"	3-7/8"	2-1/4"	2-1/2"	1/4"	200
C 03362	WC-65N-I		4-5/8"	3-7/8"	2-1/2"	3"	1/4"	200
C 03372	WC-75N-I		5"	4-1/2"	2-7/8"	2-5/8"	1/4"	200

## WM WC HOLE COVER




- FEATURES**
- Use in combination with WC-60, WC-65, WC-75.

- SPECIFICATIONS**
- Material: EVA
  - Color: Ivory, white

Code No.	Item No.	Color	A	Pcs/Pkg
C 03565	WM-65-W	White	3"	100
C 03552	WM-60-I	Ivory	2-7/8"	100
C 03562	WM-65-I		3"	100
C 03572	WM-75-I		3-1/2"	100

## AC A/C CAP

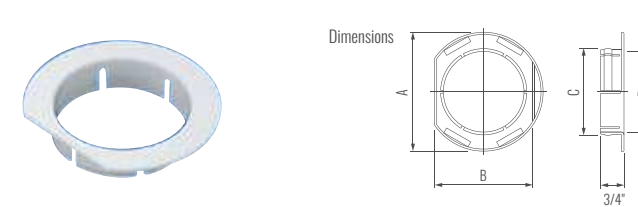


- SPECIFICATIONS**
- Material: ABS
  - Color: Ivory (Silky white), white

**CAUTION** Joint, fixing and penetration points must be weatherproofed with caulk or putty.

Code No.	Item No.	A	B	C	Pcs/Pkg
C 03135	AC-67-W	2-5/8"	3-5/8"	2-3/8"	50
C 03145	AC-75-W	3"	4-3/8"	2-3/4"	50
C 03155	AC-100-W	4"	5-1/8"	3-5/8"	50
C 03132	AC-67-I	2-5/8"	3-5/8"	2-3/8"	50
C 03142	AC-75-I	3"	4-3/8"	2-3/4"	50
C 03152	AC-100-I	4"	5-1/8"	3-5/8"	50

## UWC WALL CAP - Thin Type



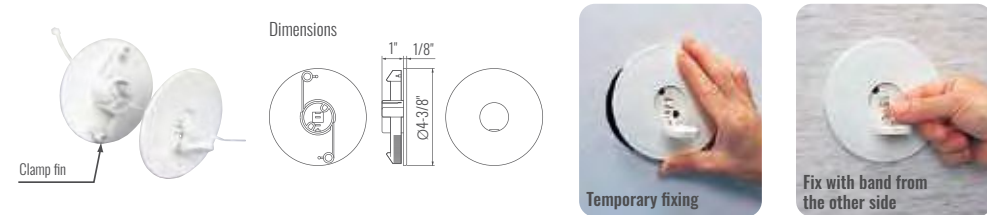
- FEATURES**
- Use in combination with WALL SLEEVE (FP, FPW).

- SPECIFICATIONS**
- Material: PE
  - Color: Ivory (Silky white)

**CAUTION** Joint, fixing and penetration points must be weatherproofed with caulk or putty.

Code No.	Item No.	A	B	C (I.D.)	D (O.D.)	Pcs/Pkg
C 03262	UWC-60	3-3/8"	2-7/8"	2-1/2"	2-3/8"	200
C 03272	UWC-65	3-5/8"	3"	2-5/8"	2-1/2"	200

## AF HOLE CAP



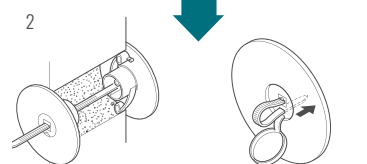
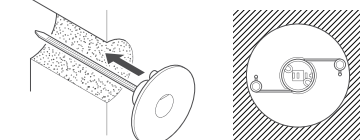
- FEATURES**
- Easily held in position by pulling on band.
  - Clamp fin easily allows temporary positioning.

- SPECIFICATIONS**
- Material: PE
  - Color: Ivory (Silky white), white

**CAUTION** Caulk around outside cover to weatherproof cap.

Code No.	Item No.	Applicable hole diameter	Applicable wall thickness	Pcs/Pkg
C 03535	AF-610-W	2-3/8" - 4"	2" - 9-7/8"	50
C 03532	AF-610-I	2-3/8" - 4"	2" - 9-7/8"	50

- 1 Insert cover with band into piping hole and bend clamp fin with fingers (clamp fin is drop-proof type). When hole size 2-3/8", clamp fin can be fixed.



From the opposite side, fit another cover and pull the band. Plunge in remaining band into the wall hole and cover with the cap. When detaching, hold up the edge of band and pull the cover.

## TAPE

### JTA INSULATION JOINT ADHESIVE TAPE

In some cases, lineset insulation runs the thermal shrinkage lengthwise. Unless insulation is joined tightly, there are risks of condensation accidents.

#### Outstanding Adhesive Force


Maintains jointing point tightly from thermal shrinkage force.

#### Tough and Strong

Polyester string contained tape.

#### Stick and Grab Tightly

Fits perfectly into the embossed insulation surface.



Upgraded workability by easy-peeling release paper.

#### APPLICATION

- Remove all the dirt and dust from the surface and joint the insulations without any gap.
- When taping, make sure joint part of the insulation comes to the center of the tape.
- Wrap a tape around insulation to pile up on each other at least 1/2" and press it with hands to fit into the (uneven) emboss film.

#### SPECIFICATIONS

- Material: Aluminum foil + Polyester string contained tape (center part)
- Temperature Range: 14°F to 140°F

Code No.	Item No.	Size (W x L)	Thickness	Color	Pcs/Pkg
C 07396	JTA-100-I	4' x 33'	0.004"	Ivory	12

### UVT UV RESISTANT ADHESIVE TAPE



#### SPECIFICATIONS

Code No.	Item No.	Size (W x L)	Color	Pcs/Pkg
C 07370	UVT-50-I	2' x 65'	Ivory	24
C 07375	UVT-25-I	1' x 65'	Ivory	48

### HF ADHESIVE TAPE



#### SPECIFICATIONS

Code No.	Item No.	Size (W x L)	Thickness	Color	Pcs/Pkg
C 13070	HF-0191-B	3/4" x 33'	0.008"	Brown	200
C 13020	HF-0191-NI	3/4" x 33'		New Ivory	200
C 0711	HF-50	2" x 65'		Gray, White, Brown, Black, Ivory	80
C 07120	HF-50-NI	2" x 65'		New Ivory	80

## HV ADHESIVE TAPE - Thin Type



**FEATURES** ■ Thinner than HF series, improved flexibility allows easy installation.

**SPECIFICATIONS** ■ Material: PVC

Code No.	Item No.	Size (W x L)	Thickness	Color	Pcs/Pkg
C 07082	HV-50-1	2" x 65'	0.007"	Ivory	80
C 07092	HV-25-1	1" x 65'		Ivory	200

## HY NON-ADHESIVE TAPE - Cling Wrap



**FEATURES** ■ Specially formulated non-adhesive tape will not unroll by itself even if dropped during application.

**SPECIFICATIONS** ■ Material: PVC

Code No.	Item No.	Size (W x L)	Thickness	Color	Pcs/Pkg
C 07052	HY-50-1	2" x 59'	0.005"	Ivory	120
C 07060	HY-50-NI	2" x 59'		New Ivory	120
C 07332	HY-75-1	3" x 59'		Ivory	80
C 07032	HS-50-1	2" x 59'	0.005"	Ivory	120
C 07342	HS-75-1	2" x 59'		Ivory	80

## HN NON-ADHESIVE TAPE



**SPECIFICATIONS** ■ Material: PVC

**REF** ■ Tape color details ■ Ivory of HY, HF, HV are all similar in color to ivory of SLIMDUCT SD Series.  
■ New ivory color is between white and gray.

Code No.	Item No.	Size (W x L)	Thickness	Color	Pcs/Pkg
C 0721	HN-50	2" x 59'	0.006"	Gray, White, Brown, Black, Ivory	120
C 07220	HN-50-NI	2" x 59'		New Ivory	120
C 0731	HN-75	3" x 59'		Gray, White, Black, Ivory	80
C 07232	HK-50-1	2" x 59'	0.006"	Ivory	120
C 07292	HK-75-1	3" x 59'		Ivory	80

## HF/HV/HR ADHESIVE TAPE



Code No.	Item No.	Size (W x L)	Pcs/Pkg
C 13010	HF-0191-B	2" x 59'	200
C 13020	HF-0191-NI	2" x 59'	200
C 0711	HF-50	3" x 59'	80
C 07120	HF-50-NI	2" x 59'	80
C 07082	HV-50-1	2" x 59'	80
C 07092	HV-25-1	2" x 59'	200
C 07252	HR-50-1	2" x 59'	80
C 07254	HR-50-K	2" x 59'	80

## VT VINYL TAPE

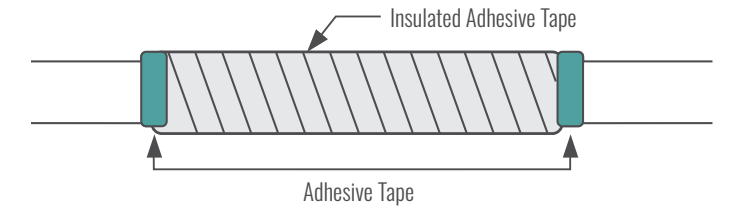


**SPECIFICATIONS**

■ Material: PVC  
■ Colors: Gray, black, white, yellow, red, blue and ivory.

Code No.	Item No.	Size (W x L)	Pcs/Pkg
C 10000-140	VT-19x10	2" x 59'	200
C 20010-130	VT-19x20	2" x 59'	200

## DHF INSULATED ADHESIVE TAPE



**FEATURES** ■ Suitable for condensation prevention at pipe jointing part or damaged insulation points.  
■ With released paper to keep adhesive power.

**SPECIFICATIONS** ■ Material: Chemical cross-linked 30 times foamed polyethylene (JIS A9511 A-PE-C-2 Standard / Insulation thermal resistance up to 248°F)

**CAUTION** ■ Wrap DHF after removing all the dirt and dust from the insulation surface.  
■ Fix both ends of insulated adhesive tape by adhesive tape to prevent insulated adhesive tape from peeling off.

Code No.	Item No.	Size (W x L)	Insulation Thickness	Color	Pcs/Pkg
C 07360	DHF-50-LG	2" x 10'	0.16"	Light Gray	60

## DHV INSULATED ADHESIVE TAPE - Thin Type



**FEATURES** ■ Can be used easily in several ways to prevent condensation, such as for partial additional taping because this tape itself is made by insulation material.

**SPECIFICATIONS** ■ Material: Chemical cross-linked 30 times foamed polyethylene (JIS A9511 A-PE-C-1 Standard / Insulation thermal resistance up to 158°F)

**CAUTION** ■ Keep away from direct sunshine and keep at cool place.  
■ Fix both ends of insulated adhesive tape by adhesive tape to prevent insulated adhesive tape from peeling off.

Code No.	Item No.	Size (W x L)	Insulation Thickness	Pcs/Pkg
C 07361	DHV-05010	2" x 33'	0.12"	12
C 07362	DHV-05020	2" x 65'	0.12"	12
C 07363	DHV-07510	3" x 33'	0.12"	8
C 07364	DHV-07520	3" x 65'	0.12"	8
C 07365	DHV-10010	4" x 33'	0.12"	6
C 07366	DHV-10020	4" x 65'	0.12"	6

## AP SEALANT PUTTY



**FEATURES** ■ All weather, flame retardant non-drying putty with superior adhesion.  
■ Temperature range: -4°F to 122°F  
■ Working temperature: 41°F to 104°F  
\*Putty will harden below 41°F, always heat before use at this temperature.

**CAUTION** ■ Oil in putty may stain paint or wallpaper if in direct contact.  
Use WALL CAP (WC) or A/C CAP (AC) to separate putty from wall surface.

1. Open the bag and take out the putty.



2. Knead the putty by hand.



3. Stuff the putty.



Code No.	Item No.	Color	Contents	Pcs/Pkg
C 0601	AP-200	Gray, Ivory, White	7 oz	100
C 0602	AP-1000		35 oz	20

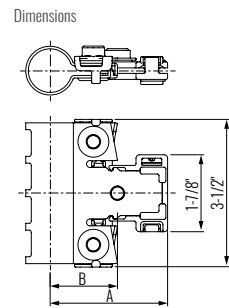
## Vertical Lineset support



Product line

The LINEBRACE clamp supports the weight of vertical lineset risers in VRF/VRV AC systems and reduces the thermal expansion load on the lowest elbow by 50%.

Vertical linesets are always subject to severe stress due to the combination of thermal expansion and gravity, usually resulting in buckling and deformation of the pipe fitting at the lowest extremity.



### SPECIFICATIONS

- No "hot work" (brazing) required.
- Reduces weight load on vertical riser.
- Reduces thermal expansion by 50%.
- Easy to retrofit onto existing linesets.
- Molded insulation sleeve preserves thermal integrity.
- Available from 3/8" to 1-3/4" in 1/8" increments.

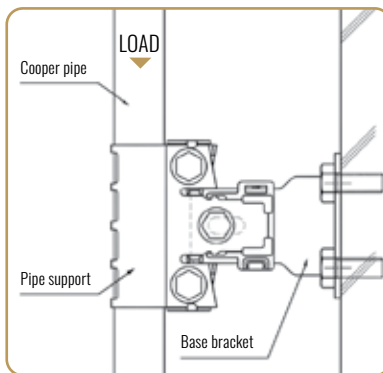
### MATERIAL

- **Clamp:** Type 304 Stainless steel
- **Hex nut & bolts:** M8 Stainless Steel
- **Clamp liner pates:** Polypropylene



Installation Video

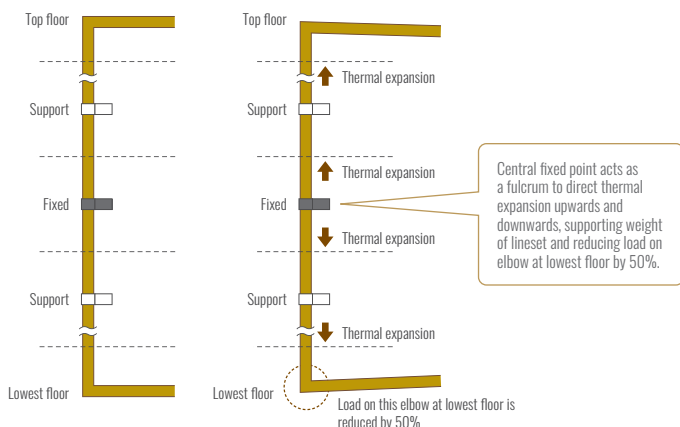
### Load Capacity



Model	Kg	N	Lbs
TKL-3K	279	1245	615
TKL-4K	293	1304	645
TKL-5K	319	1421	700
TKL-6K	339	1510	745
TKL-7K	368	1642	810
TKL-8K	405	1804	890
TKL-9K	449	2002	985
TKL-10K	493	2201	1085
TKL-11K	542	2414	1190
TKL-12K	595	2650	1310
TKL-13K	652	2907	1435
TKL-14K	714	3179	1570

■ Load capacities shown under test conditions

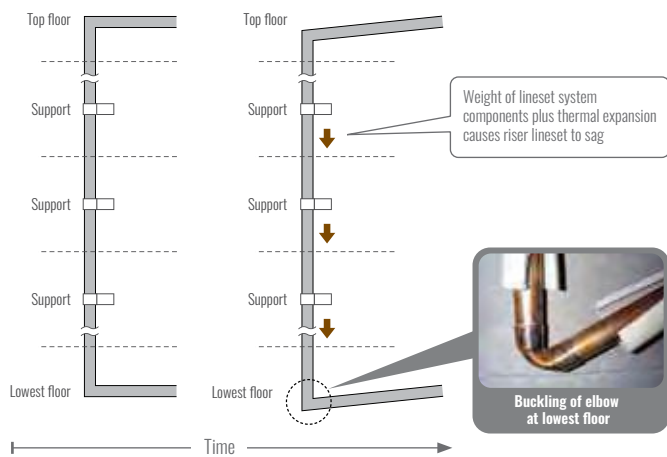
### Installation with Lineset Support



■ For illustration purposes only. When using Lineset Support, provision for thermal expansion is still required.

Code No.	Item No.	Compatible pipe sizes	A	B	Pcs/Pkg
C 51703	TKL-3K	3/8"	2-3/8"	1-1/4"	2
C 51704	TKL-4K	1/2"	2-1/2"	1-3/8"	2
C 51705	TKL-5K	5/8"	2-1/2"	1-3/8"	2
C 51706	TKL-6K	3/4"	2-5/8"	1-1/2"	2
C 51707	TKL-7K	7/8"	2-5/8"	1-1/2"	2
C 51708	TKL-8K	1"	2-3/4"	1-5/8"	2
C 51709	TKL-9K	1-1/8"	2-7/8"	1-5/8"	2
C 51710	TKL-10K	1-1/4"	2-7/8"	1-3/4"	2
C 51711	TKL-11K	1-3/8"	2-7/8"	1-3/4"	2
C 51712	TKL-12K	1-1/2"	3"	1-7/8"	2
C 51713	TKL-13K	1-5/8"	3-1/8"	2"	2
C 51714	TKL-14K	1-3/4"	3-1/8"	2"	2

### Conventional Installation



■ Load is transferred to lowest elbow on riser causing it to become compressed and buckled.

## TKL-H INSULATION



### MATERIAL

■ Polyethylene foam with factor of 30

Code No.	Item No.	Compatible models	Insulation Thickness	A	B	C	D	Pcs/Pkg
C 51603	TKL-3SH	TKL-3K	3/8"	8-3/4"	4-3/4"	3-5/8"	2-1/8"	4
C 51604	TKL-4SH	TKL-4K	3/8"	8-3/4"	4-3/4"	3-5/8"	2-1/8"	4
C 51605	TKL-5SH	TKL-5K	3/8"	8-3/4"	4-3/4"	3-5/8"	2-1/8"	4
C 51606	TKL-6SH	TKL-6K	3/8"	8-3/4"	4-3/4"	3-5/8"	1-3/4"	4
C 51607	TKL-7SH	TKL-7K	3/8"	8-3/4"	4-3/4"	3-5/8"	1-3/4"	4
C 51608	TKL-8SH	TKL-8K	3/8"	8-3/4"	4-3/4"	3-5/8"	1-3/4"	4
C 51609	TKL-9SH	TKL-9K	3/8"	8-3/4"	4-3/4"	3-5/8"	1-3/4"	4
C 51610	TKL-10SH	TKL-10K	3/8"	8-3/4"	4-3/4"	3-5/8"	1-3/4"	4
C 51611	TKL-11SH	TKL-11K	3/8"	8-3/4"	4-3/4"	3-5/8"	1-3/4"	4
C 51612	TKL-12SH	TKL-12K	3/8"	8-3/4"	4-3/4"	3-5/8"	1-3/4"	4
C 51613	TKL-13SH	TKL-13K	3/8"	8-3/4"	4-3/4"	3-5/8"	1-3/4"	4
C 51614	TKL-14SH	TKL-14K	3/8"	8-3/4"	4-3/4"	3-5/8"	1-3/4"	4

Code No.	Item No.	Compatible models	Insulation Thickness	A	B	C	D	Pcs/Pkg
C 51703	TKL-3DH	TKL-3K	7/8"	9-1/2"	5-5/8"	3-1/4"	2-7/8"	2
C 51704	TKL-4DH	TKL-4K	7/8"	9-1/2"	5-5/8"	3-1/4"	2-7/8"	2
C 51705	TKL-5DH	TKL-5K	7/8"	9-1/2"	5-5/8"	3-1/4"	2-7/8"	2
C 51706	TKL-6DH	TKL-6K	7/8"	9-1/2"	5-5/8"	3-1/4"	2-5/8"	2
C 51707	TKL-7DH	TKL-7K	7/8"	9-1/2"	5-5/8"	3-1/4"	2-5/8"	2
C 51708	TKL-8DH	TKL-8K	7/8"	9-1/2"	5-5/8"	3-1/4"	2-5/8"	2
C 51709	TKL-9DH	TKL-9K	7/8"	9-1/2"	5-5/8"	3-1/4"	2-5/8"	2
C 51710	TKL-10DH	TKL-10K	7/8"	9-1/2"	5-5/8"	3-1/4"	2-5/8"	2
C 51711	TKL-11DH	TKL-11K	7/8"	9-1/2"	5-5/8"	3-1/4"	2-5/8"	2
C 51712	TKL-12DH	TKL-12K	7/8"	9-1/2"	5-5/8"	3-1/4"	2-5/8"	2
C 51713	TKL-13DH	TKL-13K	7/8"	9-1/2"	5-5/8"	3-1/4"	2-5/8"	2
C 51714	TKL-14DH	TKL-14K	7/8"	9-1/2"	5-5/8"	3-1/4"	2-5/8"	2

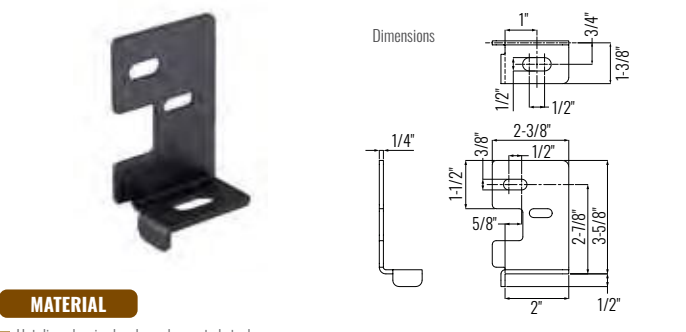
## TKL-B BASE BRACKET



### MATERIAL

■ Hot dip galvanized and powder coated steel

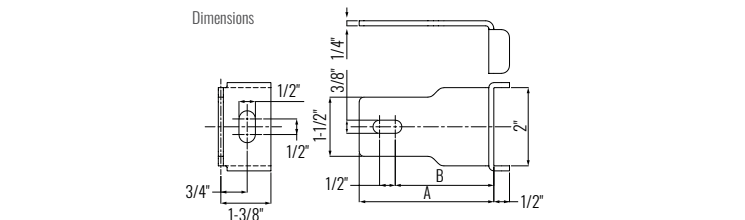
## TKL-U BASE BRACKET (TOP MOUNTING)



### MATERIAL

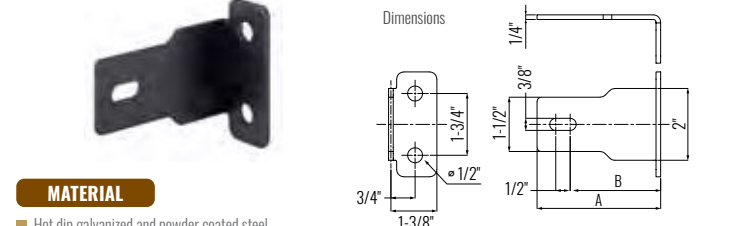
■ Hot dip galvanized and powder coated steel

Code No.	Item No.	Pcs/Pkg
C 51540	TKL-U00	100



Code No.	Item No.	A	B	Pcs/Pkg
C 51520	TKL-B60	2-5/8"	1-3/4"	100
C 51521	TKL-B70	3"	2-1/8"	100
C 51522	TKL-B80	3-1/2"	2-1/2"	100
C 51523	TKL-B90	3-7/8"	2-7/8"	100
C 51524	TKL-B100	4-1/4"	3-3/8"	100

## TKL-K BASE BRACKET (WALL-MOUNTING)



### MATERIAL

■ Hot dip galvanized and powder coated steel

Code No.	Item No.	A	B	Pcs/Pkg
C 51530	TKL-K60	2-5/8"	1-3/4"	100
C 51531	TKL-K70	3"	2-1/8"	100
C 51532	TKL-K80	3-1/2"	2-1/2"	100
C 51533	TKL-K90	3-7/8"	2-7/8"	100
C 51534	TKL-K100	4-1/4"	3-3/8"	100



# SUPERLOCK

## Horizontal Lineset support

QUICK and EASY installation by One-Touch clip onto 3/8" threaded rod.



Product line

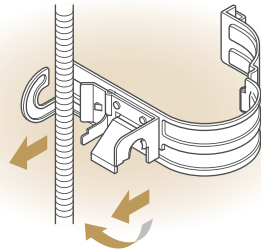


Playlist

### QUICK

#### Adjustable height

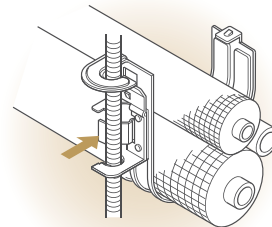
Attaches to 3/8" threaded rod without requiring any tools.



### EASY

#### Adjustable height

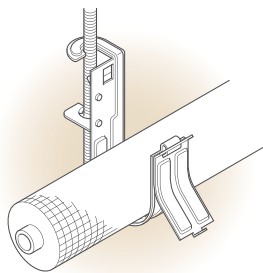
A secure fit with a lever for easy height adjustment. May be used in both horizontal or sloped installations.



### PRACTICAL

#### Temporary placement of piping

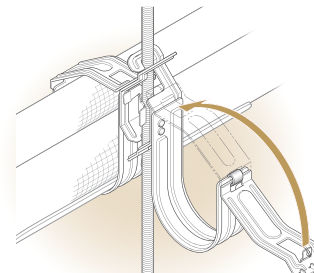
Hinge mechanism allows for piping modifications during installation.



### SPACE-SAVING

#### "Back to Back" Installation

Enables space-saving installations.



## SRV SUPERLOCK V TYPE



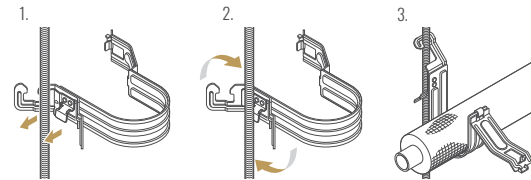
**APPLICATION** ■ Supports pipe by attaching onto W3/8" threaded rod.

**FEATURES** ■ SUPERLOCK Clamp quickly snaps onto threaded rod.  
■ Hinge mechanism permits temporary fixing.  
■ Easy level adjustment by rotating clamp on threaded rod.

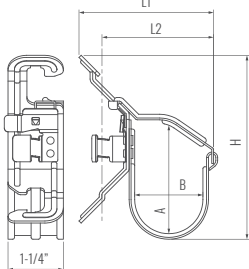
**SPECIFICATIONS** ■ Steel with SPCC (Unichrome) plating.

**CAUTION** ■ For indoor use only.  
■ Use only with W3/8" threaded rod.

### INSTALLATION PROCEDURE

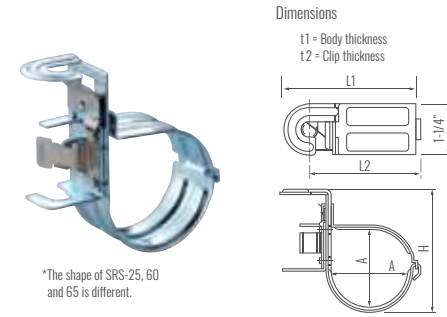


Dimensions  
t1 = Body thickness  
t2 = Clip thickness



Code No.	Item No.	Allowable static load	Dimensions (inch)					Body thickness (t1)	Body thickness (t2)	Pcs/Pkg
			L1	L2	H	A	B			
C 56220	SRV-24B	169N (44lbs)	2-7/8"	2-3/8"	3-3/4"	2-3/8"	1-1/2"	0.04"	0.04"	100
C 56230	SRV-35B		2-7/8"	2-3/8"	4"	2-3/4"	1-1/2"			100
C 56240	SRV-46B		3"	2-1/2"	4-1/2"	3"	1-5/8"			100
C 56250	SRV-58B		3-3/8"	2-7/8"	4-7/8"	3-3/8"	2-1/8"			100
C 56260	SRV-69B		3-3/8"	2-7/8"	5-1/8"	3-5/8"	2-1/8"			100
C 56270	SRV-710B		3-3/4"	3-1/4"	5-1/8"	3-3/4"	2-1/2"			50
C 56280	SRV-811B		3-3/4"	3-1/4"	5-1/2"	4-1/8"	2-1/2"			50
C 56290	SRV-912B		3-3/4"	3-1/4"	5-3/4"	4-3/8"	2-1/2"			50
C 56295	SRV-1012B		4-1/8"	3-5/8"	6-1/8"	4-3/4"	2-7/8"			50
C 56300	SRV-1114B		4-1/2"	4"	6-3/8"	4-7/8"	3-1/4"			50

## SRS SUPERLOCK S TYPE - Onto 3/8" threaded rod



\*The shape of SRS-25, 60 and 65 is different.

Code No.	Item No.	Allowable static load	Dimensions					Body thickness (t1)	Body thickness (t2)	Pcs/Pkg
			L1	L2	H	A				
C 55890	SRS-25	169N (44lbs)	3"	2-3/8"	3-1/4"	1-3/8"	0.05"	0.04"	100	
C 55930	SRS-30		3"	2-1/2"	3-1/4"	1-1/2"			50	
C 55900	SRS-35		3-1/4"	2-3/4"	3-3/8"	1-3/4"			50	
C 55910	SRS-40		3-3/8"	2-7/8"	3-3/8"	2"			50	
C 55940	SRS-45		3-5/8"	3-1/8"	3-1/2"	2-1/8"			50	
C 55920	SRS-50		3-9/8"	3-3/8"	3-5/8"	2-3/8"			50	
C 55960	SRS-60		4-1/4"	3-3/4"	3-7/8"	2-3/4"			50	
C 55950	SRS-65		4-3/4"	4-1/4"	5"	3-1/4"			50	

**APPLICATION** ■ Supports pipe by attaching onto 3/8" threaded rod.

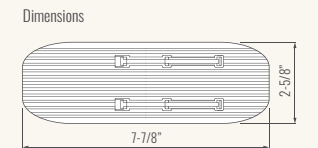
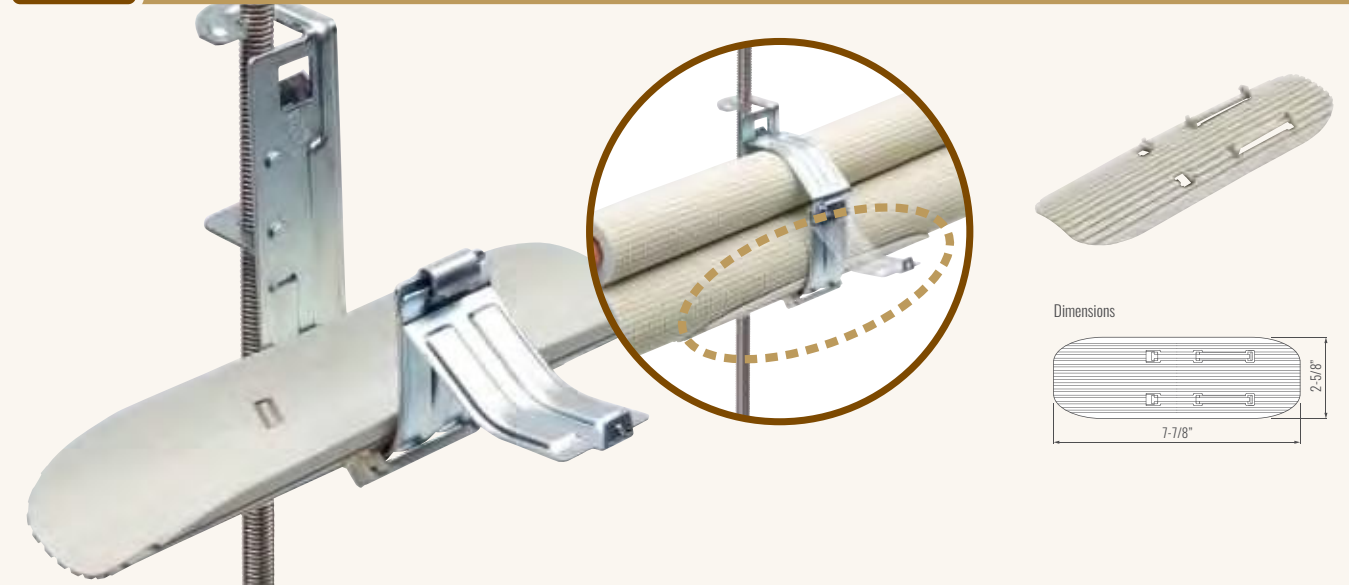
**SPECIFICATIONS** ■ Steel with SPCC (Unichrome) plating.

**FEATURES** ■ SUPERLOCK Clamp quickly snaps onto threaded rod.  
■ Hinge mechanism permits temporary fixing.  
■ Easy level adjustment by rotating clamp on threaded rod.

**CAUTION** ■ For indoor use only.  
■ Use only with 3/8" threaded rod.

## OPTIONAL PARTS FOR HANGER SUPPORT

### SR-HGZ INSULATION PROTECTION PLATE for SUPERLOCK



Slide SR-HG to the bottom of SUPERLOCK by passing the hinge part of SUPERLOCK between two nails on the back side of SR-HG.

Close lid of SUPERLOCK after installation of piping.

**FEATURES** ■ Protects insulation from deforming.  
■ Flexible only in the width direction. The plate has ribs at backside and is hard to bend in the length direction.  
■ Applicable to all sizes of SUPERLOCK (SRV, SRS).  
■ Easy piping work because the round edge of SR-HG enables pipes to run on it smoothly.

**SPECIFICATIONS** ■ Material: PP  
■ Color: Ivory

**CAUTION** ■ For indoor use only.

Code No.	Item No.	Pcs/Pkg
C 60780	SR-HGB	200

**SR-WS CABLE HANGER SUPPORT**

**Makes cable installation easier.**

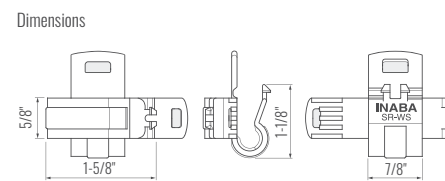
**Eliminates damage of cable insulation.**

**One-touch easy lock function prevents falling off.**

**Applicable to both 3/8" threaded rod and SUPERLOCK.**

**3/8" threaded rod with SR-WS**  
INABA MARK in vertical direction  
Fix by round shaped clip in the front

**SUPERLOCK with SR-WS**  
INABA MARK in horizontal direction  
Fix by flat shaped clip in the back



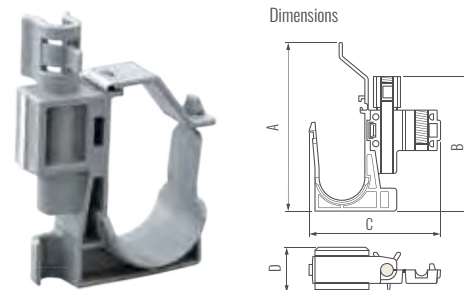
- SPECIFICATIONS**
- Material: PP
  - Color: Gray
- CAUTION**
- Do not use with round bar
  - Always follow local code authority.
  - For indoor use only.

Code No.	Item No.	Applicable cable	Applicable	Pcs/Pkg
C 60800	SR-WS	Round cable Ø3/8" Max	SUPERLOCK 3/8" threaded rod	100
		Flat cable 2 cores 0.33" x 0.57" Max. 3 cores 0.30" x 0.67" Max.		

**PL PIPEHOOK - Onto 3/8" threaded rod**

**One-touch easy lock**

**Light and tough**



Code No.	Item No.	Dimensions				Applicable static load	Temperature range	Material	Color	Pcs/Pkg
		A	B	C	D					
C 60180	PL-24V	4-5/8"	3-3/4"	4"	1-3/8"	74.5N (17lbs)	32°F - 140°F	PP	Gray	100
C 60190	PL-35V	5"	4"	4-1/8"	1-3/8"					

- FEATURES**
- Supports pipe by attaching onto 3/8" threaded rod.
- SPECIFICATIONS**
- Material: PP
- CAUTION**
- Use only with 3/8" threaded rod.

**ZC3-W MAKEUP CAP FOR THREADED ROD**

**FEATURES**

- Cut-line on backside enables to install alongside the wall.

**SPECIFICATIONS**

- Material: PP
- Color: White

**CAUTION**

- Use only with 3/8" threaded rod.

Code No.	Item No.	Pcs/Pkg
C 03715	ZC3-W	200

**BC3 THREADED ROD MAKE-UP COVER**

**FEATURES**

- Easy to use even on existing installation

**SPECIFICATIONS**

- Material: EVA
- Color: White and black

Code No.	Item No.	Pcs/Pkg
C 03725	BC3-W	200
C 03724	BC3-K	200

**SADDLE**

**KS SINGLE SADDLE**

**SPECIFICATIONS**

- Material: PE
- Color: Ivory

Code No.	Item No.	Effective Inside Diameter	Pcs/Pkg
C 05012	KS-20-I	Ø1-5/8" - Ø1-7/8"	1000
C 05102	KS-24-I	Ø1-1/2" - Ø2"	500

**VES DOUBLE SADDLE**

**SPECIFICATIONS**

- Material: PP (Indoor use)
- Color: Ivory

Code No.	Item No.	A	B	C	Pcs/Pkg
C 06572	VES-28N-I	2-5/8"	1-3/8"	2-1/8"	200
C 05030	VES-36-I	3-7/8"	1-3/4"	3"	200
C 05040	VES-42-I	4-1/4"	2"	3-3/8"	200

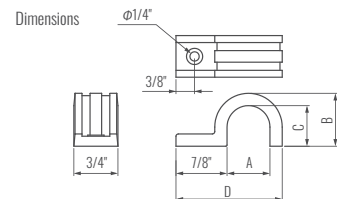
**VS DOUBLE SADDLE**

**SPECIFICATIONS**

- Material: PP (Indoor use)
- Color: Ivory

Code No.	Item No.	A	B	C	D	Pcs/Pkg
C 06532	VS-14	2-1/4"	3/4"	1-7/8"	5/8"	500
C 06542	VS-16	2-1/2"	7/8"	1-7/8"	5/8"	500
C 06552	VS-22	2-5/8"	1-1/8"	2-1/8"	3/4"	300
C 06562	VS-25	2-7/8"	1-3/8"	2-1/4"	3/4"	300

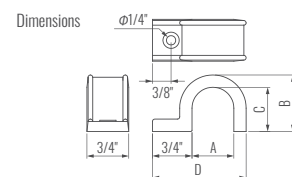
**DSV SINGLE SADDLE**



**SPECIFICATIONS** ■ Material: PP (Indoor use)  
■ Color: Ivory

Code No.	Item No.	A	B	C	D	Pcs/Pkg
C 06700	DSV-14	3/4"	7/8"	3/4"	1-7/8"	500
C 06710	DSV-16	1"	1-1/8"	7/8"	2"	500

**DS DRAIN HOSE SADDLE**



**SPECIFICATIONS**

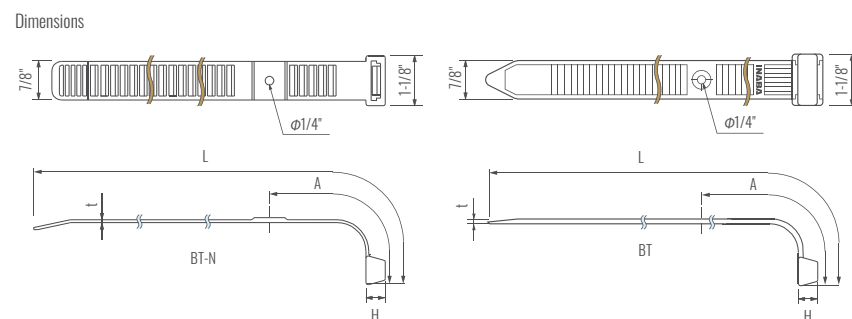
■ Material: PP (Indoor use)  
■ Color: Ivory

**FEATURES**

- Use only with drain hose - attractive, compact and quick fitting.
- Much easier installation than conventional product.
- Superior in weather resistant and ivory color never spoil beautiful appearance.
- Really compact due to exclusive use for drain hose.

Code No.	Item No.	Compliant Drain Hose	A	B	C	D	Pcs/Pkg
C 08142	DS-14-1	DH-14, DHQ-14	3/4"	1"	3/4"	1-5/8"	500
C 08152	DS-16-1	DH-16, DHQ-16	7/8"	1-1/8"	7/8"	1-3/4"	500

**BT BIGTIE**

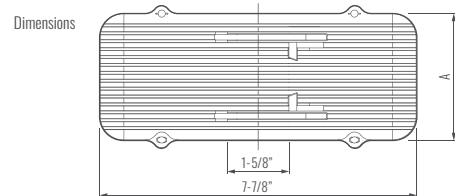


Code No.	Item No.	Binding diameter	L	A	H	t	Pcs/Pkg
C 60330	BT-200N	Ø7/8" - Ø2"	7-7/8"	2"	1/2"	0.06"	40 pcs/pack
C 60340	BT-250N	Ø1-1/4" - Ø2-5/8"	9-7/8"	3-1/4"	1/2"	0.06"	40 pcs/pack
C 60350	BT-300N	Ø1-3/8" - Ø3-1/4"	11-7/8"	3-5/8"	1/2"	0.06"	20 pcs/pack
C 60080	BT-350	Ø1-5/8" - Ø3-7/8"	13-7/8"	4"	1/2"	0.08"	20 pcs/pack
C 60090	BT-400	Ø2" - Ø4-1/2"	15-3/4"	6"	1/2"	0.13"	20 pcs/pack
C 60100	BT-450	Ø2-1/4" - Ø5-1/8"	17-3/4"	6-3/4"	1/2"	0.13"	20 pcs/pack

**SPECIFICATIONS** ■ Material: BT-N: PP BT-PE  
■ Temperature range (surface temperature) 4°F to 140°F

**CAUTION** ■ BIGTIE is designer for pipe tie. Do not use with loaded condition such as hanger or support for vertical or horizontal piping.

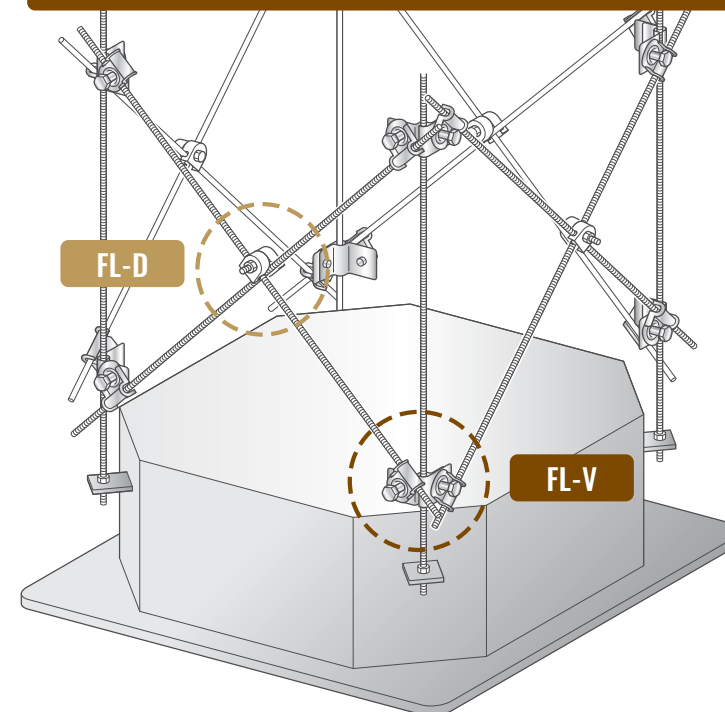
**TB-HG INSULATION PROTECTION PLATE for HANGER**



Code No.	Item No.	Size	Pcs/Pkg
C 60790	TB-HG	Regular	200
C 60791	TB-HGL	Large	100

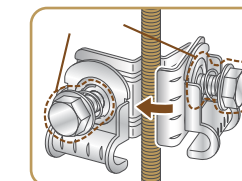
**SPECIFICATIONS** ■ Material: PP  
■ Color: Ivory

**SEISMIC RESTRAINT**



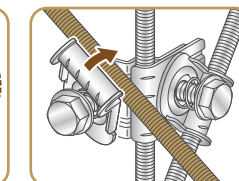
Spring loaded seismic restrain clips for AC unit. Applicable to 3/8" & 1/2" threaded rod.

**Step 1**



■ Snap the body to the main threaded rod

**Step 2**



■ Snap the arm to crossed threaded rod

**Step 3**

Tighten with electrical driver.



Video

**FL-D CROSSLOCK D - Bolt Type**



**SPECIFICATIONS**

■ Surface treatment: Unichrome Plated

**CONTENTS**

- Metal (nut side): 1pc
- Metal (bolt side): 1pc
- Hexagon bolt 3/8" x 1-7/8" L: 1pc
- 3/8" nut: 1pc

Code No.	Item No.	Applicable threaded rod	Pcs/Pkg
C 56411	FL-D	W3/8"	80
C 56412	FL-D-4	W1/2"	80

**FL-V CROSSLOCK V - Bolt Type**

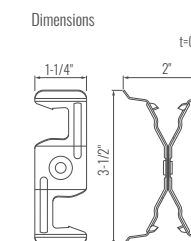


**SPECIFICATIONS**

■ Surface treatment: Unichrome Plated

Code No.	Item No.	Applicable threaded rod	Pcs/Pkg
C 56431	FL-V	W3/8"	80
C 56433	FL-V-4	W1/2"	40

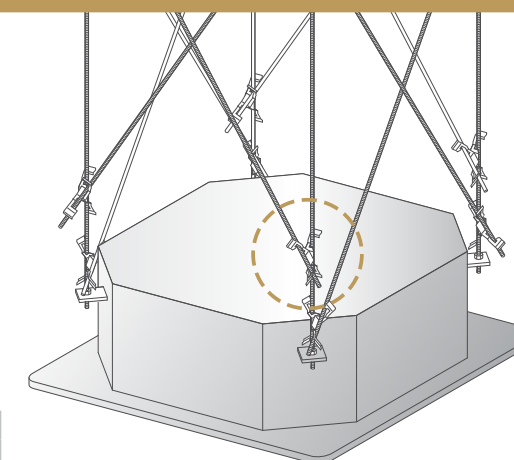
**FL-X CROSSLOCK X - One-Touch Type**



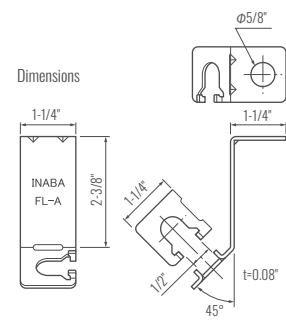
**MATERIAL**

- Body: SUS
- Rivet pin: Free-cutting steel

Code No.	Item No.	Applicable threaded rod	Pcs/Pkg
C 56360	FL-X	3/8"	160



**FL-A CROSSLOCK A - Bolt Type**

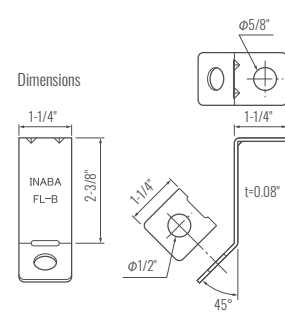


**SPECIFICATIONS** ■ Material: SPHC



Code No.	Item No.	Applicable threaded rod	Enclosed nut	Pcs/Pkg
C 56370	FL-A	3/8" 1/2"	3/8" Hex nut 2 pcs	160

**FL-B CROSSLOCK B - Bolt Type**

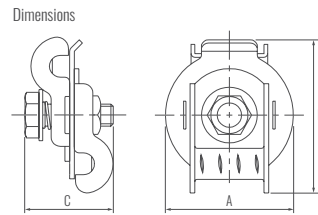


**SPECIFICATIONS** ■ Material: SPHC



Code No.	Item No.	Applicable threaded rod	Enclosed nut	Pcs/Pkg
C 56380	FL-B	3/8" 1/2"	3/8" Hex nut 2 pcs	160

**FL-C CROSSLOCK C - Bolt Type**

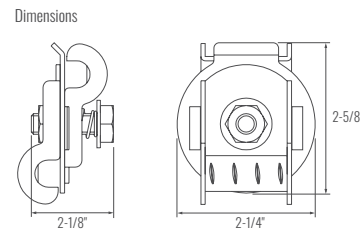


Code No.	Item No.	Applicable threaded rod	A	B	C	Pcs/Pkg
C 56385	FL-C	3/8"	2-1/4"	2-3/8"	1-1/2"	100
C 51386	FL-C-4	1/2"	2-5/8"	2-7/8"	1-1/2"	50

**SPECIFICATIONS**

■ Surface treatment: Unichrome Plated

**FL-CW CROSSLOCK C (2 DIRECTION) - Bolt Type**

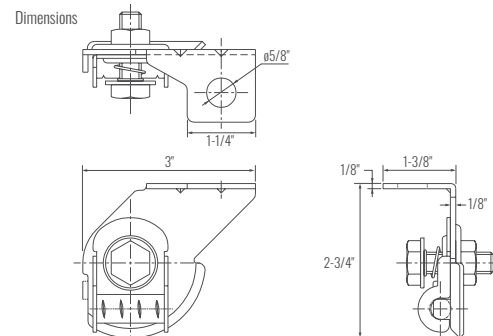


Code No.	Item No.	Applicable threaded rod	Pcs/Pkg
C 56387	FL-CW	3/8"	50

**SPECIFICATIONS**

■ Surface treatment: Unichrome Plated

**FL-E CROSSLOCK E - Bolt Type**

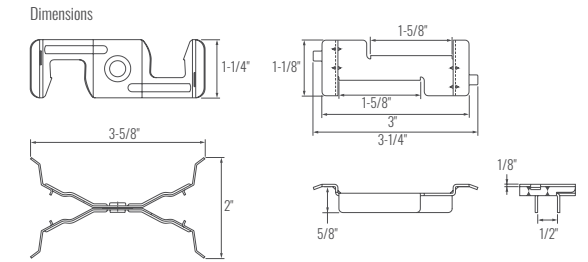


Code No.	Item No.	Applicable threaded rod	Pcs/Pkg
C 56415	FL-E	3/8"	50

**SPECIFICATIONS**

■ Surface treatment: Unichrome Plated

**FL-XS CROSSLOCK X (Reinforcement bracket) - One-Touch Type**

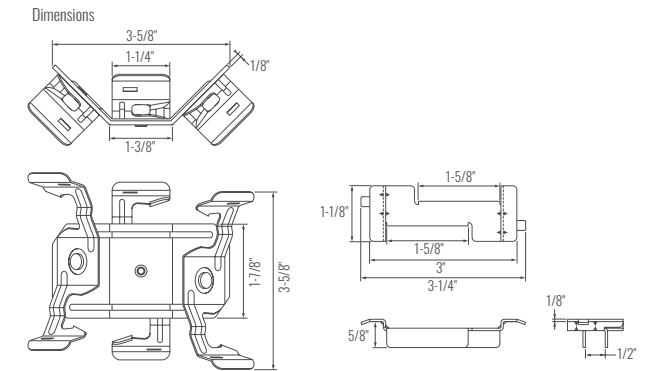



**SPECIFICATIONS**

■ Surface treatment:  
Body / Rivet Pin: SUS  
Reinforcement clamp: Yellow chromate coating

Code No.	Item No.	Applicable threaded rod	Pcs/Pkg
C 56362	FL-XS	3/8"	100

**FL-Z CROSSLOCK Z (Reinforcement bracket) - One-Touch Type**

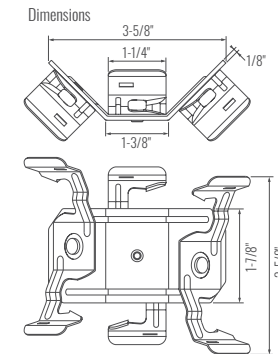


**SPECIFICATIONS**

■ Surface treatment:  
Body: Unichrome plated  
Fastening Part / Rivet Pin: SUS  
Reinforcement clamp: Yellow chromate coating

Code No.	Item No.	Applicable threaded rod	Pcs/Pkg
C 56365	FL-Z	3/8"	40

**FL-Z-E CROSSLOCK Z (Simplified Style) - One-Touch Type**

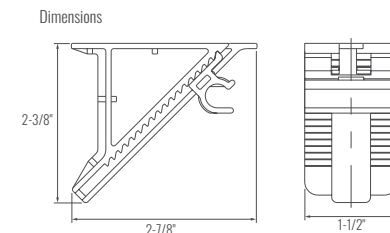


**SPECIFICATIONS**

■ Surface treatment:  
Body: Unichrome plated  
Fastening Part / Rivet Pin: SUS

Code No.	Item No.	Applicable threaded rod	Pcs/Pkg
C 56367	FL-Z-E	3/8"	40

**FL-YK INDOOR UNIT SWAYING REDUCTION**



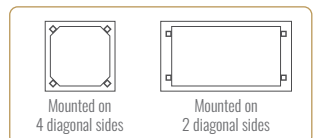
**SPECIFICATIONS**

■ Material: ABS  
■ Color: Ivory

Code No.	Item No.	Applicable threaded rod	Pcs/Pkg
C 56401	FL-YK	3/8"	100

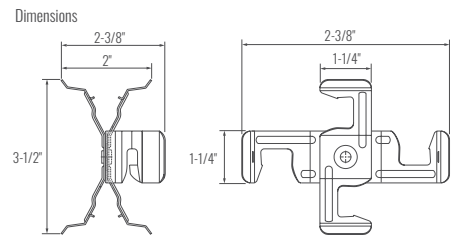
**CAUTION**

- 4pcs are required per equipment. Applicable threaded rod size is 3/8", do not use for other size of bolts.
- The subject equipment weight is less than 110lbs. Bolts mounting place is show types as below.



■ Depending on equipment shape, installation environment, may not be installed

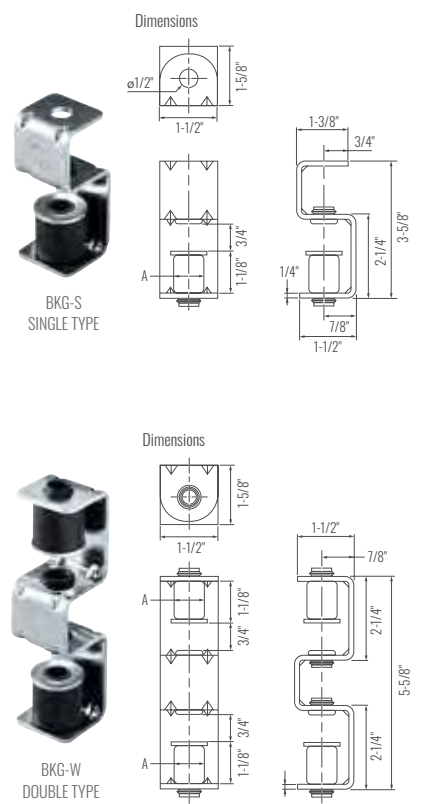
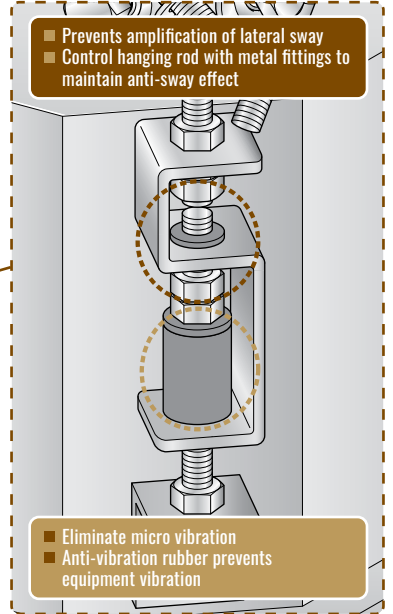
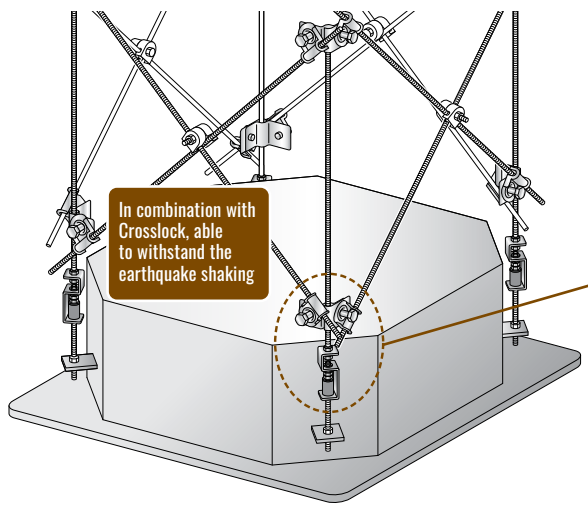
**FL-W CROSSLOCK W - One-Touch Type**



Code No.	Item No.	Pcs/Pkg
C 56390	FL-W	100

**SPECIFICATIONS** ■ Surface treatment: Unichrome Plated

**BGK SEISMIC BRACE - ANTI-SWAY & ANTI-VIBRATION**



**SPECIFICATIONS** ■ Material: Fitting: SPHC(Trivalent chromate) Rubber: EPDM  
**CAUTION** ■ This product can be used with only 3/8" threaded rod.

■ Prevents amplification of lateral sway  
 ■ Control hanging rod with metal fittings to maintain anti-sway effect

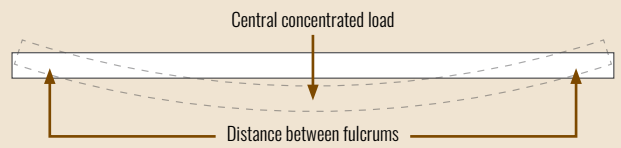
■ Eliminate micro vibration  
 ■ Anti-vibration rubber prevents equipment vibration

Code No.	Item No.	Applicable threaded rod	Load capacity	Maximum equipment weight (4 point hanging)	Spring rate	A	Pcs/Pkg
C 58201	BGK-S15	3/8"	33 lbf	110 lbf	145 lbs/inch	7/8"	60
C 58211	BGK-W15	3/8"	66 lbf	220 lbf	447 lbs/inch	1-1/8"	40
C 58202	BGK-S30	3/8"	33 lbf	110 lbf	72 lbs/inch	7/8"	60
C 58212	BGK-W30	3/8"	66 lbf	220 lbf	223 lbs/inch	1-1/8"	40

**CH-1YN STRUT CHANNEL**



Code No.	Item No.	L	t	Pcs/Pkg
C 57520	CH-1YN	98-1/2"	1/8"	4



	Allowable Static Load (lbf)							
	11-7/8"	17-3/4"	23-5/8"	35-1/2"	47-1/4"	59-1/8"	78-3/4"	98-1/2"
CH-1YN	440	352	242	154	88	66	44	22

**FEATURES** ■ With a line hole for mounting 3/8" threaded rod.  
 ■ With center line and 1/2" and 2" cut scale.  
**SPECIFICATIONS** ■ Material: Hot-dip galvanized steel  
**CAUTION** ■ Indoor use only





# INABA DENKO



## AMERICA



**Inaba Denko America**

19750 S. Vermont Ave. Suite 140, Torrance, CA 90502  
310-943-7520

